



FAP40T

Strategy Series® II In-Ceiling 4" Speaker System



FAP40T

Applications

Designed to provide high performance in a very compact footprint, the FAP40T appeals to both system designers and architects. FAP40T is ideal for high-intelligibility voice, music, and signal reproduction in commercial, industrial, and institutional applications.

General Description

A unique, patented tap selector switch design allows for easy system tuning. A full selection of taps up to 16 Watts as well as an 8Ω transformer bypass setting is included for maximum system versatility. This switch "knob" also functions as a diffuser cone, providing smooth, even dispersion of the high frequency content from the center of the 4" polypropylene driver. In fact, the high frequency response of the FAP40T is so natural that many would assume that the driver in the FAP40T was a coaxial design instead of a single cone driver.

Low frequency response is enhanced by the tuned and ported enclosure design. The enclosure (UL1480 Listed) is constructed of high impact injection molded plastic and includes a press fit grille design that blends well with contemporary architecture.

A two pole terminal strip housed below a removable metal cover on the back of the FAP40T enclosure allows for easy system wiring as well as "daisy chain" wiring to other FAP40Ts or even FAPSUB subwoofers (a great combination).

Specifications

Power Rating	16 Watts (8Ω)
Transformer Taps	1, 2, 4, 8, & 16 Watts & 8Ω Bypass
Frequency Response	100Hz – 12kHz (±3dB) 80Hz – 15kHz (±5dB)
Sensitivity (1W / 1M)	87dB
Woofer	4" Polypropylene with SBR Surround
Woofer Magnet Weight	13 oz (369g)
Bezel Diameter	7 ³ / ₈ " (187mm)
Overall Height	7 ¹ / ₈ " (181mm)
Cut-Out Diameter	6 ⁵ / ₁₆ " (160mm)

Features

- Tuned & Ported Design for Extended Bass Response
- 16 Watts Internal Transformer
- 8Ω Transformer Bypass Setting
- Low Profile Plastic Enclosure
- Input Via 2 Pole Terminal Strip
- Press-Fit Grille Blends Perfectly into Contemporary Architecture
- Lightweight Construction Makes Use of Additional Support in Drywall Ceilings Unnecessary
- Tile Bridge Included
- Perfect Companion with the FAPSUB Subwoofer System When Sub Bass Is Required
- UL 1480 Listed



FAP40T

©2011 Atlas Sound L.P. All rights reserved. Atlas Sound and Strategy Series are trademarks of Atlas Sound L.P. ATS001618 RevD 8/11

Mounting Accessories

A Tile Bridge is included in the package for suspended ceiling applications. The light weight design of the FAP40T coupled with the "Dog Leg" mounting system allows the FAP40T to mount into most drywall ceilings without the need for a separate mounting ring.

For new construction drywall ceiling applications, the optional FA-TR4 trim ring is available. This unit provides a marked location for drywall installers to cut around, essentially reserving the desired location in the ceiling until final installation of FAP40T. Mounting holes are provided to accommodate 16" or 24" OC stud / joist mounting.

The package includes an attractive press-fit grille, which nicely matches contemporary architecture.

The FAP40T includes a secondary support point built into the termination cover. This "ring" may be used with an auxiliary support cable in drop tile installations.



FAP40T
(Shown Installed in Drop Tile Ceiling)



FAP40T
(Dog Ears Open on Included Tile Bridge)

Architect & Engineer Specifications

The loudspeaker system shall be Atlas Sound FAP40T. System shall include a high performance 4" loudspeaker, ported bass reflex enclosure and press-fit grille for conventional ceiling installation.

Frequency response for the system shall be 100Hz – 12kHz (± 3 dB), 80Hz – 15kHz (± 5 dB). Sensitivity shall be 87dB average.

Loudspeaker shall be comprised of a 4" cone type driver. Cone shall be constructed of polypropylene with a butyl rubber surround. Magnet shall be a minimum of 13oz (368.5g) and the voice coil diameter shall be 1" (25mm).

Transformer shall be a 70.7V / 100V type with 1, 2, 4, 8, and 16 watt primary taps (@70.7V) with a front mounted tap selector switch. This tap selector switch shall also include a transformer bypass setting for instances where the 8 Ω FAP40T driver is to be direct coupled with a low impedance amplifier.

Enclosure shall be an injection molded plastic design. Internal volume shall be 85 in³ (1.4L).

To facilitate connection in conduit systems, enclosure shall be equipped with an access panel covering a recessed terminal cup. This cover shall provide a 7/8" (22mm inside diameter) hole for top access.

External wiring shall be accomplished via a two pole terminal strip with screw-down terminals to provide secure wire termination.

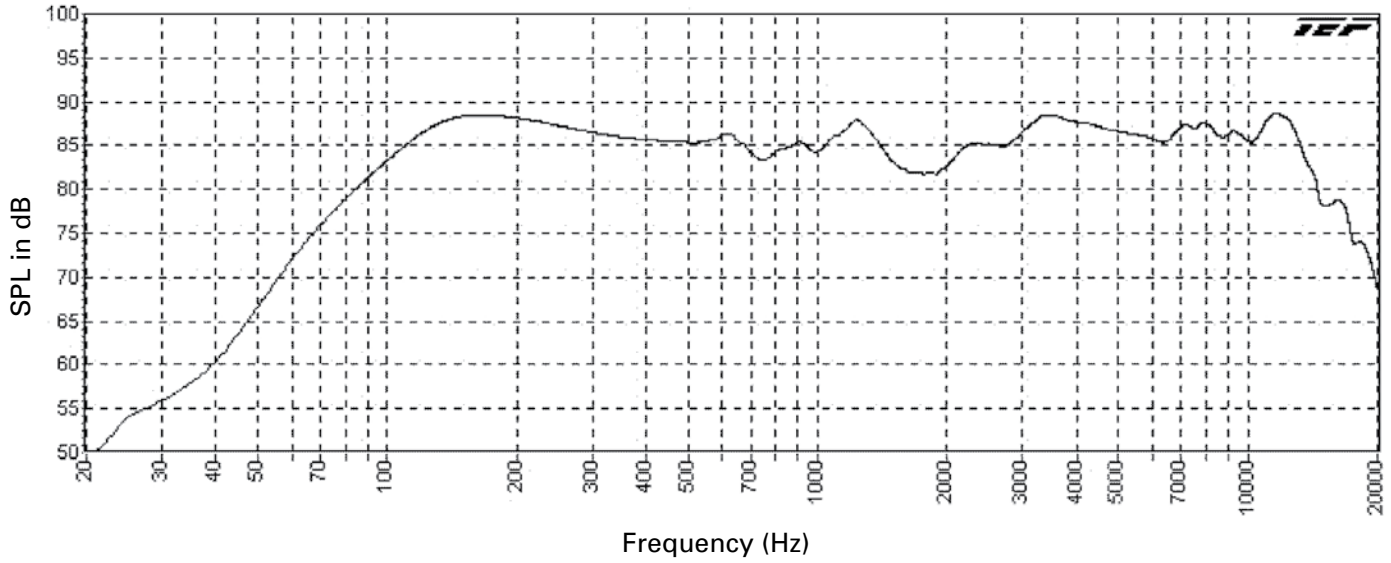
The system shall include a tile bridge assembly to reinforce the ceiling material. The tile bridge shall be designed for use on either 2' x 4' (609mm x 1219mm) or 2' x 2' (609mm x 609mm) suspended ceiling tiles.

Overall front face diameter shall not exceed 7³/₈" (187mm); overall height shall not exceed 7¹/₈" (181mm).

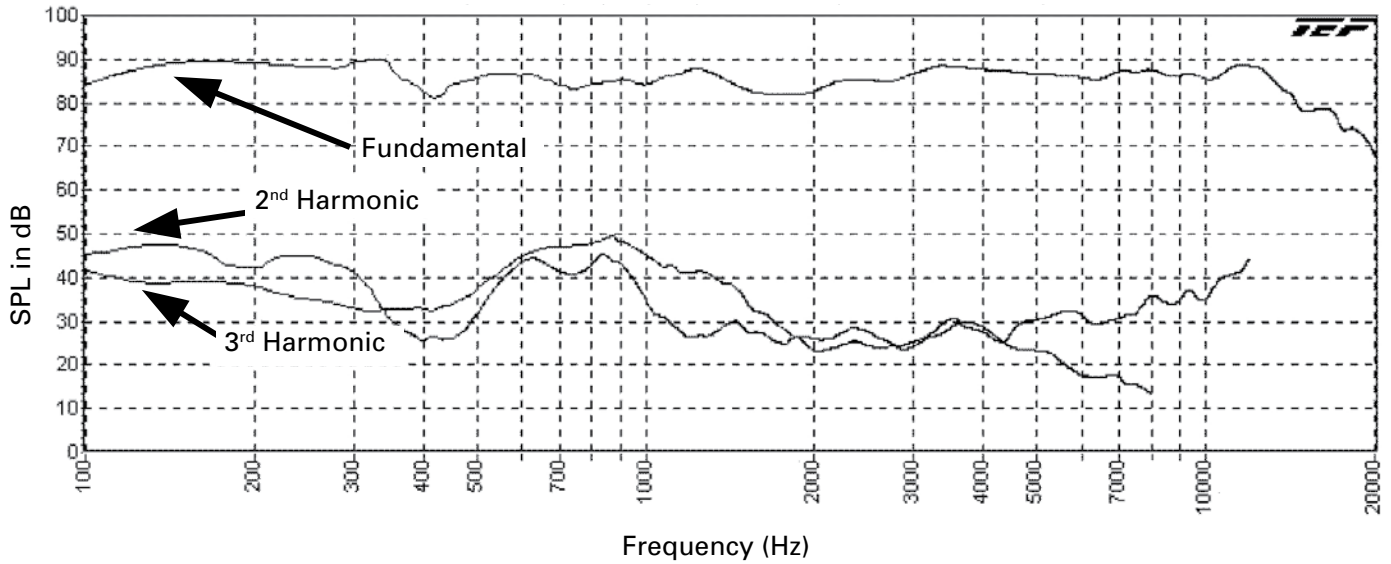
Grilles shall be press-fit, manufactured from 24-gauge perforated steel mesh and finished in white epoxy. Round grille shall be 5¹/₂" (140mm) diameter.

The loudspeaker shall be the Atlas Sound FAP40T.

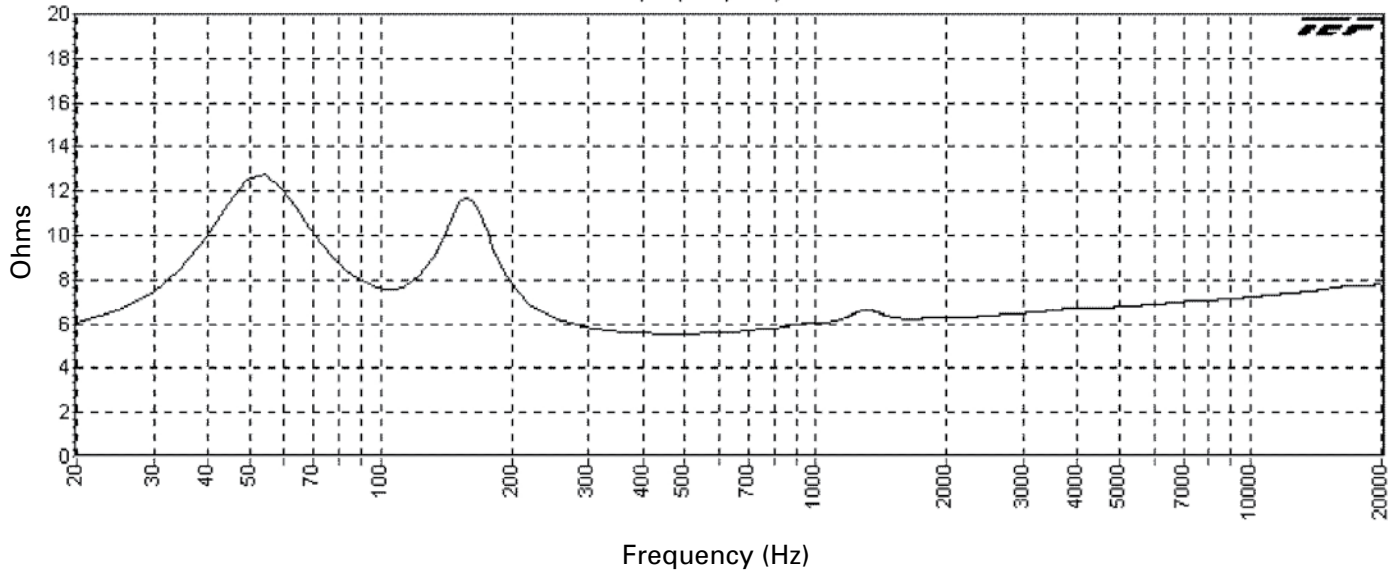
FAP40T Frequency Response



FAP40T Harmonic Distortion



FAP40T Impedance (Ohms) vs Frequency



FAP40T Polars (Normalized to Zero on Axis) (-6 dB)

