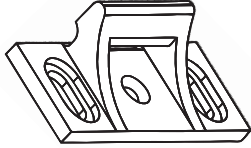


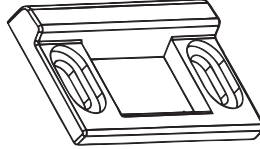
## Accessories

### Strikes

All required strikes are provided with exit devices. Replacement strikes are available as follows:



**99** Surface - non-roller strike for 10/40 Series Rim Devices




**98** Semi-Mortise - applied strike for 10/40 Series Rim Devices



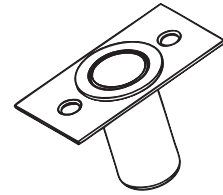
**94** Double Door Strike - for 10/40 Series Rim Devices



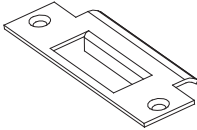
**97** Top Surface - non-roller top strike for 20/21 Series Surface Vertical Rod Devices



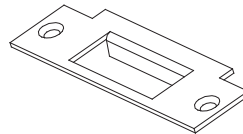
**96** Top Surface - non-roller top strike for 50/51 Series Surface Vertical Rod Devices



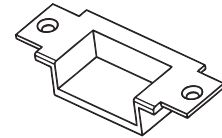
**96/97** Bottom Dust Proof Strike - for 20 Series (97 Bottom) or 50 Series (96 Bottom) Surface Vertical Rod Devices



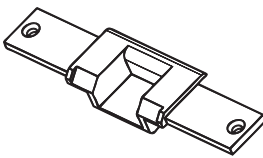
**90** Standard ANSI Strike - for 30 Series Mortise Device



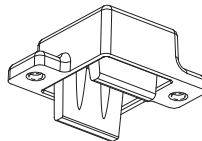
**91** ANSI Flat Lip Strike - for 30 Series Mortise Device



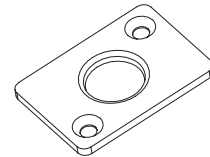
**92** Double Door Strike with short open back - for 30 Series Mortise device



**93** Double Door Strike with long open back - for 30 Series Mortise Device

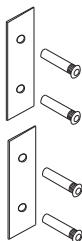


**95T** Top Strike - for 60/61/62/63/70/71/80/81/82/83 Series Concealed Vertical Rod Devices



**95B** Bottom Strike - for 60/62/70/80/82 Series Concealed Vertical Rod Devices

### Through Bolt Mounting Plate Kit for SVR



TMP2 shown


**TMP1 (Top Rod Only) / TMP2 (Top and Bottom Rod)** - Through Bolt Mounting Plate Kit for use when replacing surface vertical rods on doors that are damaged or to cover existing exterior holes from previous device.

Kit is standard with two 630 finish plates and four 1/4-20 sex bolts. Contact factory for other finishes.

## Cylinders



**MC65** Mortise Cylinder - 1-1/8" 6-pin, keyed 5-pin. Available keyed alike or keyed differently. Finishes available: 605, 606, 612, 613, 626



**RC65** Rim Cylinder - 6-pin, keyed 5-pin. Available keyed alike or keyed differently. Finishes available: 605, 606, 612, 613, 626



**IC7** Interchangeable core cylinder housing - 7-pin, factory installed

### Cylinder Collars

Cylinder Collars for 5 and 6 pin cylinders are provided with all outside trim.

**CCS** 7/16" Short Cylinder Collar - Cylinder collar for 5 and 6 pin cylinders. Finishes available: 605, 606, 612, 613, 626



**CCL** 11/16" Long Cylinder Collar - Cylinder collar for 7 pin interchangeable core cylinders. Finishes available: 605, 606, 612, 613, 626

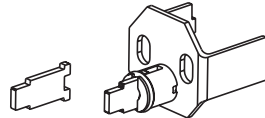


### Glass Bead Kits

For use on doors with raised glass beads. Each kit contains one 1/4" shim set. Specify Kit number

Kit Number	For use with:
<b>GB1</b>	10 Series
<b>GB2</b>	40 Series
<b>GB3</b>	20 Series - 7 foot
<b>GB4</b>	21 Series - 7 foot
<b>GB5</b>	50 Series - 7 foot
<b>GB6</b>	51 Series - 7 foot
<b>GB7</b>	20 Series - 8 foot
<b>GB8</b>	21 Series - 8 foot

### Cylinder Bracket Kit



**CBK** - Cylinder Bracket Kit consists of bracket and adjustable tailpiece assembly for rim cylinder used with other manufacturer's outside trim

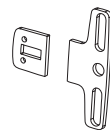
**03CAK** - Cylinder Bracket Kit (for 60 Series Only) consists of bracket and adjustable tailpiece assembly for rim cylinder used with other manufacturer's outside trim

### Security Screw Kits

Contains an assortment of screw sizes and types for securing covers in place

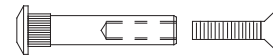
**SSK1** - Security Screw Kit for rim exit device. Includes driver tip. Stainless Steel only

**SSK2** - Security Screw Kit for SVR exit device. Includes driver tip. Stainless steel only



Kit Number	For use with:
<b>GB9</b>	50 Series - 8 foot
<b>GB10</b>	51 Series - 8 foot
<b>GB11</b>	20 Series - 10 foot
<b>GB12</b>	21 Series - 10 foot
<b>GB13</b>	50 Series - 10 foot
<b>GB14</b>	51 Series - 10 foot
<b>GB15</b>	V40 Series
<b>GB16</b>	30 Series

### Sex Nut Kit



**SN1** - Sex Nut Kit 1/4-20 — 2 per package

**SN2** - Sex Nut Kit 10-32 — 2 per package

### Tools



**HDK** - Hex Dogging Key - Heavy-duty with over molded ABS, dogging key is ergonomically designed to resist repetitive motion injuries.

Driver Tip for Security Screw:

**TT10** - 6-32 Undercut FH Screws

**TT15** - 8-32 FH Screws

**TT25** - 10-32 FH Screws

**TT27** - 1/4-20 and #14 Screws

*Where Trust is Built™*  
**DETEX®**  
*Life Safety and Security Door Hardware*

Detex Corporation  
 302 Detex Drive  
 New Braunfels, Texas 78130-3045 USA  
 PH. (830) 629-2900  
 (800) 729-3839  
 FAX (830) 620-6711  
 (800) 653-3839  
<http://www.detex.com>  
 USA Sales:  
[marketing@detex.com](mailto:marketing@detex.com)  
 International Sales:  
[export@detex.com](mailto:export@detex.com)