

Low Profile Ceiling Mount Speaker/Strobe and Universal Mount Speaker

SSPKCLP SERIES

Applications

The Gentex SSPK24CLP is a ceiling mount, selectable candela speaker/strobe and the SSPKCLP is a universal mount speaker designed to meet code requirements for audio, visual and voice communications. The SSPKCLP Series are quality speaker products offering both dependable evacuation signaling and visual alarms, or a combination of both. The SSPK24CLP has high output tamperproof candela selections are 15, 30, 75, 95 and 115 and can be mounted in a 4" square x 2-1/8" deep back box, an extension ring is not needed.

The SSPKCLP Series provides a 25 or 70.7 VRMS speaker with field selectable power taps of 1/8W, 1/4W, 1/2W, 1W, 2W or 4W. The SSPK24CLP strobes can be synchronized by using the Gentex AVSM Control Module, FACP's or power supplies that include the Gentex Synchronization Protocol.

The SSPKCLP Series grills are constructed of high impact textured plastic. The SSPKCLP is warranted for 3 years from the date of purchase. The SSPKCLP devices are listed to ANSI/UL 1480 and ANSI/UL 1971 listed for use with fire protective signaling systems.



SSPK24CLPPW

SSPKCLPR

Product Listings

SIGNALING



LISTED



- ANSI/UL 1480, ANSI/UL 1971 and ANSI/UL 2043 Listed
- CSFM # 7320-0569:0137
- MEA: 580-06-E Vol. 3

Product Compliance

- Americans with Disabilities Act (ADA)
- NFPA 72
- IBC/IFC/IRC
- Quality Management System is certified to: ISO 9001:2008

Standard Features

- 24VDC tamperproof selectable candela options of 15, 30, 75, 95 & 115
- Unit Dimension: 6.1" (15.494 cm) square X 1.88" (4.7752 cm) deep
- Speaker voltage 25 or 70.7 VRMS standard, field selectable
- Field selectable power taps: 1/8W, 1/4W, 1/2W, 1W, 2W, 4W
- High quality dBA output (intelligible)
- Frequency range 400-4000 Hz
- Screw terminals, separate in/out wiring (12-18 gauge)
- Mount to a standard 4" X 2-1/8" deep back box
- To synchronize use the Gentex AVSM Control Module
- Tamperproof grill
- Faceplate available in red or off-white

Low Profile Evacuation Speakers and Speaker/Strobes		
Model Number	Description	Part Number
SSPKCLPR	Speaker	904-1445-002
SSPKCLPW	Speaker	904-1446-002
SSPK24CLPR	Speaker/Strobe - FIRE TEXT	904-1441-002
SSPK24CLPW	Speaker/Strobe - FIRE TEXT	904-1443-002
SSPK24CLPAR	Speaker/Strobe - ALERT TEXT	904-1452-002
SSPK24CLPAW	Speaker/Strobe - ALERT TEXT	904-1453-002

NOTES:

The SSPKCLP Series is not listed for outdoor use. Operating temperature: 32° to 120°F (0° to 49° C). Gentex does not recommend using a coded or pulsing signaling circuit with any of our strobe products (see technical bulletin number 014).

"R" = Red Faceplate "W" = Off-White Faceplate
 "P" = Plain "A" = ALERT
Plain units are non-returnable



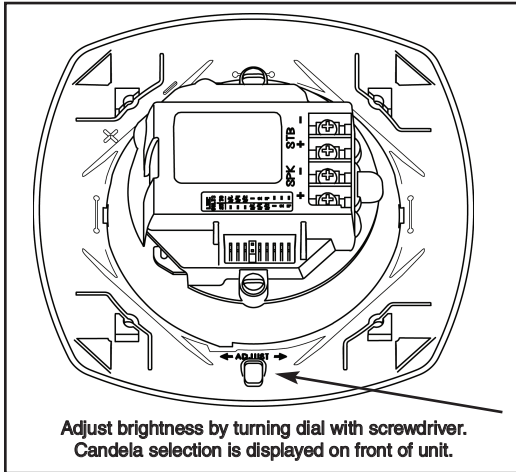
Speaker dBA @ 10 ft.		
Input Watts	25 Volts	70.7 Volts
1/8	74.6 dBA	73.7 dBA
1/4	77.7 dBA	76.7 dBA
1/2	80.5 dBA	79.6 dBA
1	83.1 dBA	82.5 dBA
2	85.6 dBA	85.4 dBA
4	87.9 dBA	87.9 dBA

SSPK24CLP PRODUCT STROBE CURRENT RATINGS					
Candela	15cd	30cd	75cd	95cd	115cd
24 VDC	72mA	101mA	167mA	200mA	214mA
UL Max ¹	120mA	120mA	200mA	220mA	290mA

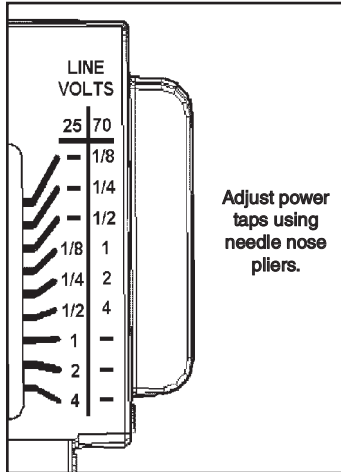
¹ RMS current ratings are per UL average RMS method. UL maximum current rating is the maximum RMS current within the listed voltage range (16-33VDC for 24VDC units) (8-17VDC for 12VDC units). For strobes the UL max current is usually at the minimum listed voltage (16VDC for 24VDC units) (8VDC for 12VDC units). For audibles the maximum current is usually at the maximum listed voltage. For unfiltered FWR ratings, see installation manual.

SSPKCLP SERIES

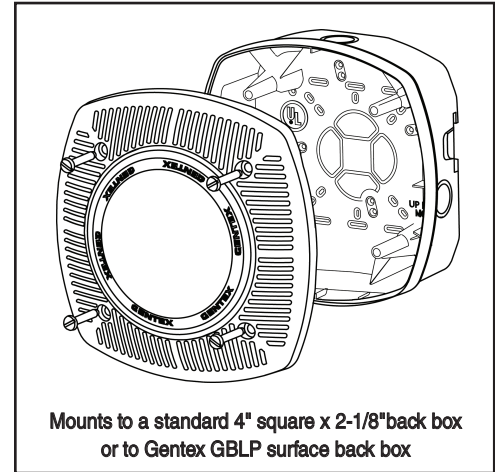
SSPK24CLP Candela Selection



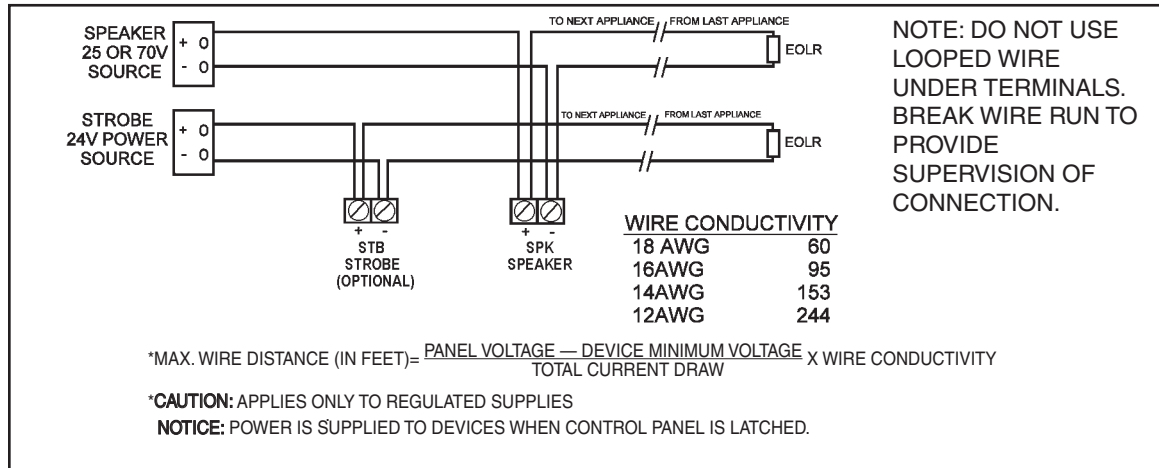
Power Tap Selection



SSPKCLP Mounting Diagram



Wiring Diagram



Architect & Engineering Specifications

The fire alarm speaker shall be Gentex SSPKCLP, SSPK24CLP or equivalent. The speaker shall be capable of producing alarm tones or voice on all 25 or 70.7 VRMs audio systems. The speaker shall provide incremental tap settings of 1/8, 1/4, 1/2, 1, 2 or 4 watts. Minimum dBA ratings at 1/4 watt shall be 76.7 dBA and at 4 watts 87.9 dBA. Tap settings shall be adjustable with field selectable jumper pins. The speaker shall also have an optional visual signal capability.

The visual signal shall have a 1 Hz flash rate regardless of input voltage. All field wiring connections shall be made via separate in-out terminal connections and the speaker or speaker strobe shall be ANSI/UL, CSFM and MEA listed and comply with all local, state and federal fire alarm codes/standards.

12 units per carton
17 pounds per carton



Fire Protection Products Group • www.gentex.com
 10985 Chicago Drive • Zeeland, Michigan 49464
 616.392.7195 • 1.800.436.8391 • 616.392.4219 Fax

Gentex Corporation reserves the right to make changes to the product data sheet at their discretion.

Important Notice:

These materials have been prepared by Gentex Corporation ("Gentex") for informational purposes only, are necessarily summary, and are not purported to serve as legal advice and should not be used as such. Gentex makes no representations and warranties, express or implied, that these materials are complete and accurate, up-to-date, or in compliance with all relevant local, state and federal laws, regulations and rules. The materials do not address all legal considerations as there is inevitable uncertainty regarding interpretation of laws, regulations and rules and the application of such laws, regulations and rules to particular fact patterns. Each person's activities can differently affect the obligations that exist under applicable laws, regulations or rules. Therefore, these materials should be used only for informational purposes and should not be used as a substitute for seeking professional legal advice. Gentex will not be responsible for any action or failure to act in reliance upon the information contained in this material.

551-0065-04