

Low Profile Wall Mount Speaker/Strobe

Applications

The Gentex SSPK24WLP Series is a wall mount, selectable candela speaker/ strobe designed to meet code requirements for audio, visual and voice communications. The SSPK24WLP Series are quality speaker products offering both dependable evacuation signaling and visual alarms, or a combination of both. The high output tamperproof candela selections are 15, 30, 60, 75, 110. A fixed 15/75 candela unit is also available.

The SSPK24WLP can be mounted in a 4" square x 2-1/8" deep back box, an extension ring is not needed.

The SSPK24WLP Series provides a 25 or 70.7 VRMs speaker with field selectable power taps of 1/8W, 1/4W, 1/2W, 1W, 2W or 4W. The SSPK24WLP strobes can be synchronized by using the Gentex AVSM Control Module, FACP's or power supplies that include the Gentex Synchronization Protocol.

The SSPK24WLP Series grills are constructed of high impact textured plastic, are warranted for 3 years from the date of purchase. The SSPK24WLP devices are listed to ANSI/UL 1480, the selectable candela strobe unit is listed to ANSI/UL 1971 and the 15/75 unit is additionally listed to ANSI/UL 1638.

Standard Features


- 24VDC tamperproof selectable candela selections of 15, 30, 60, 75 and 110
- 24VDC fixed 15/75 candela unit also available
- Unit dimension: 6.1" (15.49 cm) square x 1.88" (4.78 cm) deep
- Speaker voltage 25 or 70.7 VRMs standard, field selectable (intelligible)
- Field selectable power taps: 1/8W, 1/4W, 1/2W, 1W, 2W, 4W
- High quality dBA output (intelligible)
- Frequency range 400-4000 Hz
- Screw terminals, separate in/out wiring (12-18 gauge)
- Wall mounting to a standard 4" (10.16 cm) square x 2.125" (5.4 cm) deep back box
- To synchronize use the Gentex AVSM Control Module
- Tamperproof grill
- Faceplate available in red or off-white

Low Profile Evacuation Speakers and Speaker/Strobes		
Model Number	Description	Part Number
SSPKCLPR	Speaker	904-1445-002
SSPKCLPW	Speaker	904-1446-002
SSPK24WLPR	Speaker/Strobe	904-1413-002
SSPK24WLPW	Speaker/Strobe	904-1415-002
SSPK24AWR	Speaker/Strobe	904-1403-002
SSPK24AWW	Speaker/Strobe	904-1404-002
SSPK24-15/75WLPR	Speaker/Strobe	904-1417-002
SSPK24-15/75WLPW	Speaker/Strobe	904-1419-002
SSPK24-15/75AWR	Speaker/Strobe	904-1405-002
SSPK24-15/75AWW	Speaker/Strobe	904-1406-002

SSPK24WLP PRODUCT STROBE CURRENT RATINGS						
Candela	15cd	30cd	60cd	75cd	110cd	15/75cd
24 VDC	55mA	63mA	88mA	112mA	136mA	63mA
UL Max ¹	78mA	96mA	137mA	180mA	224mA	96mA

¹ RMS current ratings are per UL average RMS method. UL maximum current rating is the maximum RMS current within the listed voltage range (16-33VDC for 24VDC units) (8-17VDC for 12VDC units). For strobes the UL max current is usually at the minimum listed voltage (16VDC for 24VDC units) (8VDC for 12VDC units). For audibles the maximum current is usually at the maximum listed voltage. For unfiltered FWR ratings, see installation manual.

SSPKWLP SERIES



Product Listings

SIGNALING



- ANSI/UL 1638, ANSI/UL 1971 and ANSI/UL 1480 Listed
- CSFM: 7320-0569:140 (SSPK24WLP Series) 7320-0569:137 (SSPKCLP Series)
- MEA: 580-06-E Vol. 3

Product Compliance

- NFPA 72
- Americans with Disabilities Act (ADA)
- IBC/IFC/IRC
- Quality Management System is certified to: ISO 9001:2008



Speaker dBA @ 10 ft.		
Input Watts	25 Volts	70.7 Volts
1/8	74.6 dBA	73.7 dBA
1/4	77.7 dBA	76.7 dBA
1/2	80.5 dBA	79.6 dBA
1	83.1 dBA	82.5 dBA
2	85.6 dBA	85.4 dBA
4	87.9 dBA	87.9 dBA

NOTES:

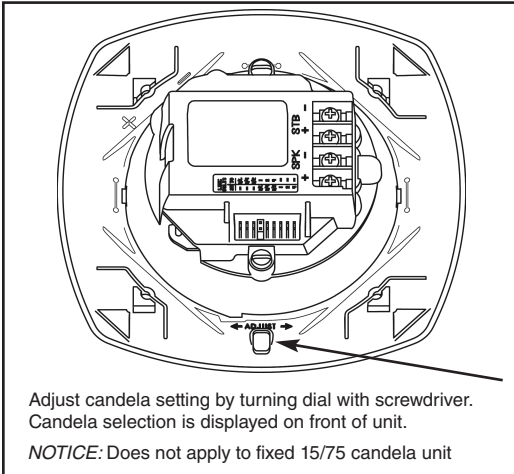
- The SSPK24WLP Series is not listed for outdoor use.
- Operating temperature: 32° to 120°F (0° to 49° C).
- Gentex does not recommend using a coded or pulsing signaling circuit with any of our strobe products (see technical bulletin number 014).

R = Red Faceplate W = Off-White Faceplate
A = ALERT Lettering (available on speaker/strobe only)

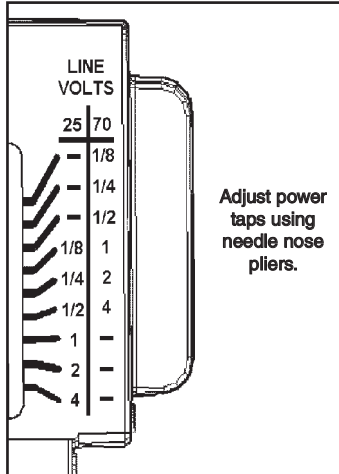
All units are available in plain (no lettering). Plain units are non-returnable

SSPKWLP SERIES

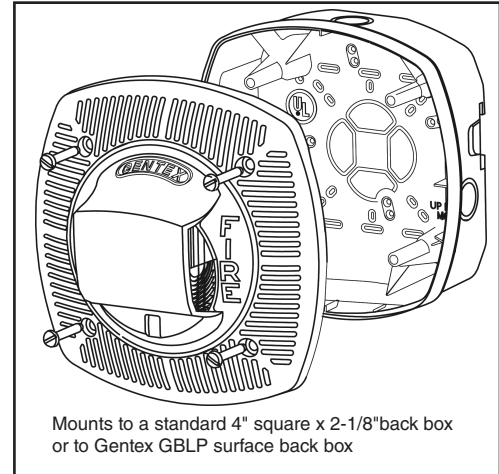
SSPK24WLP Candela Selection: Selectable Candela Unit



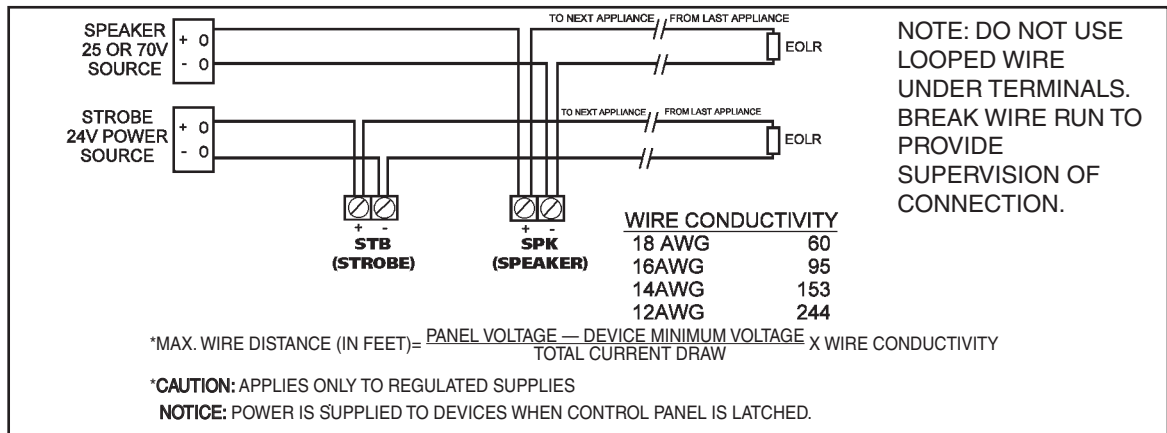
Power Tap Selection



SSPK24WLP Mounting Diagram



Wiring Diagram



Architect & Engineering Specifications

The fire alarm speaker shall be Gentex SSPK24WLP or equivalent. The speaker shall be capable of producing alarm tones or voice on all 25 or 70.7 VRMS audio systems. The speaker shall provide incremental tap settings of 1/8, 1/4, 1/2, 1, 2 or 4 watts. Minimum dBA ratings at 1/4 watt shall be 76.7 dBA and at 4 watts 87.9 dBA. Tap settings shall be adjustable with field selectable jumper pins. The speaker shall also have an optional visual signal capability.

The visual signal shall have a 1Hz flash rate regardless of input voltage. All field wiring connections shall be made via separate in-out terminal connections and the speaker or speaker strobe shall be ANSI/UL and CSFM listed and comply with all local, state and federal fire alarm codes/standards.

12 units per carton
17 pounds per carton

GENTEX CORPORATION

Fire Protection Products Group • www.gentex.com
10985 Chicago Drive • Zeeland, Michigan 49464
616.392.7195 • 1.800.436.8391 • 616.392.4219 Fax

Gentex Corporation reserves the right to make changes to the product data sheet at their discretion.

Important Notice:

These materials have been prepared by Gentex Corporation ("Gentex") for informational purposes only, are necessarily summary, and are not purposed to serve as legal advice and should not be used as such. Gentex makes no representations and warranties, express or implied, that these materials are complete and accurate, up-to-date, or in compliance with all relevant local, state and federal laws, regulations and rules. The materials do not address all legal considerations as there is inevitable uncertainty regarding interpretation of laws, regulations and rules and the application of such laws, regulations and rules to particular fact patterns. Each person's activities can differently affect the obligations that exist under applicable laws, regulations or rules. Therefore, these materials should be used only for informational purposes and should not be used as a substitute for seeking professional legal advice. Gentex will not be responsible for any action or failure to act in reliance upon the information contained in this material.

551-0070-04