



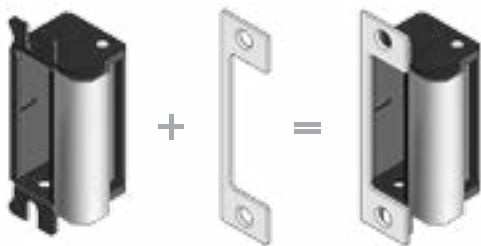
The 1006 Series is also available in a Complete One Box Solution

# 1006 Series

## The strongest, most versatile electric strike available

Shown with KM Option

The 1006 series is the strongest and most versatile electric strike available. The dual interlocking plunger design and heavy duty stainless steel construction, enables it to exceed every standard developed for electric strikes. With multiple faceplate options, the 1006 will fully accommodate every lock designed to work within an ANSI 4-7/8" strike plate. Tested to exceed 3,000 lbs. of static strength, 350 ft-lbs. of dynamic strength and factory tested to exceed 1,000,000 cycles of operation, the 1006 is in a class of its own.



We offer several types of faceplate options to accommodate your application. For faceplate compatibility see pages 14-18.

### Specifications

- UL 10C fire-rated, 3 hour single door (fail secure only)
- UL 10C fire-rated, 1-1/2 hour double door (fail secure only)
- CAN4-S104(ULC-S104) fire door conformant
- ANSI A250.13-2003 windstorm listed
- UL 1034, burglary-resistant listed and suitable for outdoor use
- UL 294 (6th Edition) listed
- ANSI/BHMA A156.31, Grade 1
- NFPA-252 fire door conformant

- ASTM-E152 fire door conformant
- MEA New York City accepted
- Florida Building Code approved FL#4776
- RoHS compliant
- Patents: 6,021,038 & 6,595,564

### Frame Application

- Metal
- Wood

### Electrical (continuous duty)

- .45 Amps @ 12VDC
- .25 Amps @ 24VDC
- PoE friendly



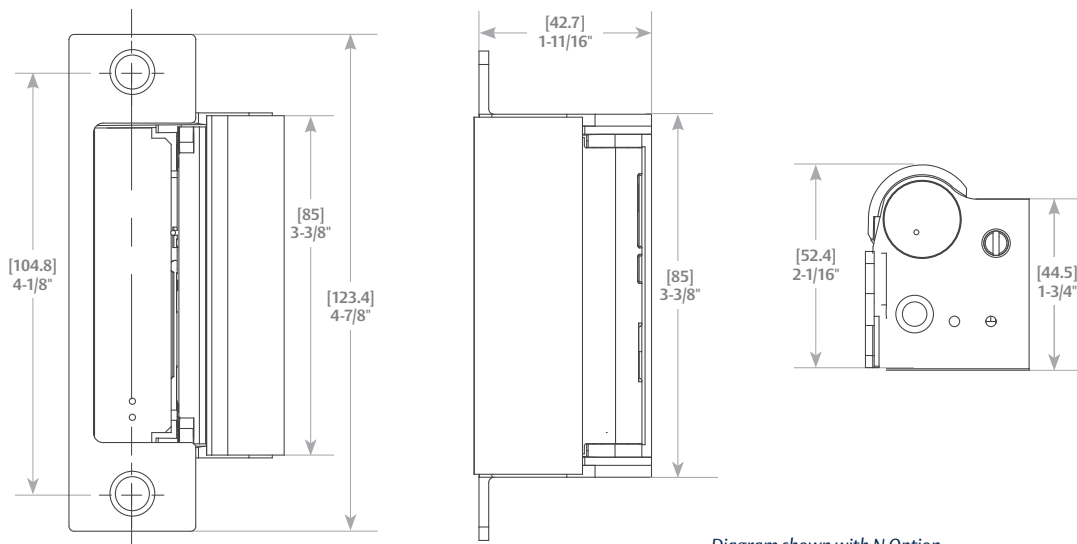


Diagram shown with N Option

### Standard Features

- Stainless steel construction
- Tamper resistant
- Static strength 3,070 lbs. (fail secure)
- Dynamic strength 350 ft-lbs. (fail secure)
- Endurance 1,000,000 cycles
- Fail secure (standard)
- Dual voltage 12VDC or 24VDC continuous duty
- Non-handed
- Internally mounted solenoid
- Accommodates up to 1" deadbolt
- Plug-in connector
- Full keeper shims for horizontal adjustment
- Trim enhancer
- Five-year limited warranty

### Optional Features

- Fail Safe
- **LBM** » Latchbolt monitor
- **LBSM** » Latchbolt strike monitor
- Interchangeable faceplates

*Monitor Switches may not work with all faceplate options (see pages 14-18)*

### Accessories

- 1000-102** » Rain guard
- 1006-103** » Full keeper shims
- 1000-104** » Lip extension trim adapter
- 1006-105** » Trim enhancer BLK (goof plate)
- 1006-109** » Trim adapter
- 1000-110** » Replacement strike plate
- 1000-130** » KD filler plate

**150** » Strike latch guard

**154-MTK** » Metal template kit

**2004M** » ElectroLynx® adapter

**2005M3** » SMART Pac® III

**2006M** » Plug-in buzzer

### Finishes

**630** » Satin stainless steel

**605** » Bright brass

**606** » Satin brass

**612** » Satin bronze

**613** » Bronze toned

**629** » Bright stainless steel

**BLK** » Black

*\*Complete Pacs are only available in the 630 finish*



CYLINDRICAL  
LOCKSETS



MORTISE LOCKS WITH  
DEADBOLTS



MORTISE LOCKS  
WITHOUT  
DEADBOLTS



SPECIALTY  
LOCKSETS



ANSI A250.13-2003  
WINDSTORM  
RESISTANT



FIELD SELECTABLE  
(12 OR 24VDC)



FIRE RATED



GRADE 1



OUTDOOR  
RATED



UL 1034  
BURGLARY  
LISTED

**hes**  
ASSA ABLOY

# 1006 Series

HES raises the bar again with a **Complete** line of **One Box Solutions**

If you're unsure of what lockset you'll encounter in the field or just want to simplify what you carry, choose an HES Complete electric strike system.

You'll be sure to have a Grade 1 solution to release any cylindrical or mortise lockset that works with an ANSI 4-7/8" strike plate.

**Everything is included in the box.**

## How to Order

The following is an example describing how to order the new 1006 Complete One Box Solutions.

### Part Number Examples

**1006CLB-630-LBM**

*Is the part number for a 1006 Series electric strike with select option faceplates included in the box, and a bright brass finish.*

1006	C	LB	F	630	LBM
Strike Series	Complete	Lock Type	Fail Safe/Secure	Finishes	Optional Features
Choose the electric strike series number	Specify a "C" to include select faceplates and hardware in the box	"LB" for Latchbolt "S" for SMART Pac® III "DB" for Deadbolt	Specify an "F" for Fail Safe and leave blank for Fail Secure (standard)	All Complete Pacs are only available in the 630 finish	This item refers to options such as latchbolt monitor or latchbolt strike monitor

## Included in the box:

Strike body



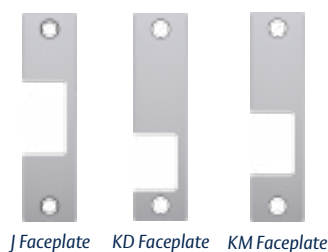
The 1006CS includes the patented SMART Pac III in-line power controller to provide a cooler, more energy efficient electric strike system.




The Smart Electric Strike System with interchangeable faceplates.

For specifications, product features, and accessories, see pages 8-9.

For faceplate compatibility see pages 14-18.



J Faceplate    KD Faceplate    KM Faceplate



HM Faceplate    AD Faceplate    Brackets

# 1006CS Smart Strike™

The **Complete One Box Solution** for all cylindrical and mortise locksets, with or without a 1" deadbolt

The 1006CS Smart Strike is the strongest and most versatile electric strike available. This Complete One Box Solution includes all hardware necessary to fully accommodate any brand of cylindrical or mortise lockset that works with an ANSI 4-7/8" strike plate. It is the only electric strike that can release, recapture and contain mortise locks with a 1" deadbolt. The 1006CS is truly in a class of its own.

**The 1006CS Smart Strike** includes a 1006 electric strike body and SMART Pac® III plus faceplates and brackets that can provide the same function as any of following options:

J Option	AM Option	N Option
K Option	H Option	ND Option
KD Option	HD Option	NM Option
KM Option	HM Option	T Option
A Option	HT Option	TD Option
AD Option	HTD Option	

## Compatible Locksets:



## Included in the box:


Strike body



The Smart Electric Strike System with interchangeable faceplates.

For specifications, product features, and accessories, see pages 8-9.

For faceplate compatibility see pages 14-18.



J Faceplate    KD Faceplate    KM Faceplate

# 1006CLB Complete for Latchbolt Locks

The **Complete One Box Solution** for all cylindrical and mortise locksets

The 1006CLB is the electric strike for all latchbolt locks. This Complete One Box Solution includes all hardware necessary to fully accommodate every brand of cylindrical and mortise locksets designed to work with an ANSI 4-7/8" strike plate. The 1006CLB is the strongest and most versatile electric strike available. Truly in a class of its own.

**The 1006CLB** includes the 1006 electric strike body plus faceplates and brackets that provide the same function as any of the following options:

J Option            KD Option  
K Option            KM Option

## Compatible Locksets:



## Included in the box:


Strike body



The Smart Electric Strike System with interchangeable faceplates.

For specifications, product features, and accessories, see pages 8-9

For faceplate compatibility see pages 14-18..



HM Faceplate AD Faceplate Brackets

# 1006CDB Complete for Deadbolt Locks

The **Complete One Box Solution** for all locksets with a 1" deadbolt

The 1006CDB is the electric strike for all deadbolt locks. This Complete One Box Solution includes all hardware necessary to fully accommodate every brand of lockset that has a 1" deadbolt and is designed to work with an ANSI 4-7/8" strike plate. The 1006CDB is the strongest and most versatile electric strike available. Truly in a class of its own.

**The 1006CDB** includes the 1006 electric strike body plus faceplates and brackets that provide the same function as any of the following options:

A Option	HM Option	NM Option
AD Option	HT Option	T Option
AM Option	HTD Option	TD Option
H Option	N Option	
HD Option	ND Option	

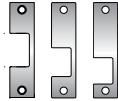
## Compatible Locksets:



# 1006 Series Faceplate Options



**Operation:** After releasing the latchbolt, the keeper returns to the locked position

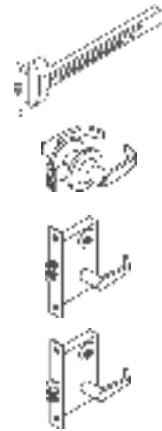


4-7/8" x 1-1/4"

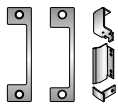
## LB Option

**The Latchbolt Solution:** Includes all hardware to accommodate every cylindrical and mortise lock up to a 3/4" latchbolt.  
Replaces function of the J, K, KM and KD Options

» ANSI/BHMA Numbers: E09321, E09322, E09323



**Operation:** This deadbolt solution offers three modes of functionality; night latch, lockout, and normally extended deadbolt. (Functional operation modes described below.)



4-7/8" x 1-1/4"

## DB Option

**The Deadbolt Solution:** Includes all hardware to retain, release and recapture all mortise locks, and tubular deadbolts up to a 1" latchbolt

**Mode 1: Night latch function.** The deadbolt is retracted during traffic hours. The latchbolt is released by the keeper and keeper returns to the locked position.

**Mode 2: Lockout function.** The electric strike will not release if the deadbolt is extended.

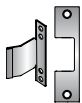
**Mode 3: Normally extended deadbolt.** Latchbolt and deadbolt are released by a single keeper. The keeper is held open to recapture the latchbolt and deadbolt when the door is closed.

Replaces function of the N, ND, NM, A, AM, AD, T, TD, H, HD, HM, HT, and HTD options

» ANSI/BHMA Numbers: E09391, E09392, E09393, E09331, E09332, E09333



**Operation:** After releasing the latchbolt or deadbolt the keeper returns to the locked position



4-7/8" x 1-1/4"

## E Option

**For use with:** Corbin Russwin Security Bolt, Weiserbolt and normally extended 1" tubular deadbolts

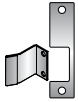
» ANSI/BHMA Numbers: E09391, E09392, E09393



# 1006 Series Faceplate Options



**Operation:** The hookbolt is released by a single keeper. The keeper is held open to recapture the latchbolt and hookbolt when the door is closed.



4-7/8" x 1-1/4"

## R Option

**For use with:** Adams Rite style hookbolt up to 1" throw

» ANSI/BHMA Numbers: E09391, E09392, E09393, E09332, E09333



**Operation:** After releasing the latchbolt, the keeper returns to the locked position



4-7/8" x 1-1/4"

## Z Option

**For use with:** Unit and Mono locks

» ANSI/BHMA Numbers: E09321, E09322, E09323



**Operation:** After releasing the latchbolt, the keeper returns to the locked position



9" x 1-3/8"

## J-2 Option

**For use with:** All cylindrical locks up to a 3/4" latchbolt

» ANSI/BHMA Numbers: E09321, E09322, E09323



**Operation:** After releasing the latchbolt, the keeper returns to the locked position



9" x 1-3/8"

## KM-2 Option

**For use with:** Mortise locksets up to a 3/4" latchbolt

» ANSI/BHMA Numbers: E09321, E09322, E09323



Continued on next page »



# 1006 Series Faceplate Options



**Operation:** This deadbolt solution offers three modes of functionality; night latch, lockout, and normally extended deadbolt. (Functional operation modes described below.)



9" x 1-3/8"

## DB-2 Option

**The Deadbolt Solution:** Includes all hardware to retain, release and recapture all mortise locks, and tubular deadbolts up to a 1" latchbolt

**Mode 1: Night latch function.** The deadbolt is retracted during traffic hours. The latchbolt is released by the keeper and keeper returns to the locked position.

**Mode 2: Lockout function.** The electric strike will not release if the deadbolt is extended.

**Mode 3: Normally extended deadbolt.** Latchbolt and deadbolt are released by a single keeper. The keeper is held open to recapture the latchbolt and deadbolt when the door is closed.

Replaces the N-2, A-2, T-2, and H-2 options

» ANSI/BHMA Numbers: E09391, E09392, E09393, E09331, E09332, E09333



**Operation:** After releasing the latchbolt, the keeper returns to the locked position



4-7/8" x 1-1/4"

## J Option

**For use with:** Cylindrical locksets up to 3/4" throw and all locksets with center-lined bolts

**Compatible locksets:** All brands of cylindrical latchbolts

» ANSI/BHMA Numbers: E09321, E09322, E09323



**Operation:** After releasing the latchbolt, the keeper returns to the locked position



4-7/8" x 1-1/4"

## KD Option

**For use with:** Mortise locksets up to 3/4" throw latchbolt

**Compatible locksets:** Dorma 9500, Jackson, Sargent (7700 & 8100), Schlage, Yale (8700)

» ANSI/BHMA Numbers: E09321, E09322, E09323



4-7/8" x 1-1/4"

## KM Option

**For use with:** Mortise locksets up to 3/4" throw latchbolt

**Compatible locksets:** Accurate, Arrow, Baldwin, Best, Corbin Russwin, Falcon, Marks, PDQ, Sargent (7800, 8200 & 9200), Yale (8800)

» ANSI/BHMA Numbers: E09321, E09322, E09323



# 1006 Series Faceplate Options



**Operation:** Latchbolt and deadbolt are released by a single keeper. The keeper is held open to recapture the latchbolt and deadbolt when the door is closed.



4-7/8" x 1-1/4"

## AD Option

**For use with:** Mortise locksets with a normally extended 1" deadbolt

**Compatible locksets:** Sargent (7700 & 8100), Schlage, Yale (8700)

» ANSI/BHMA Numbers: E09391, E09392, E09393, E09331, E09332, E09333



4-7/8" x 1-1/4"

## AM Option

**For use with:** Mortise locksets with a normally extended 1" deadbolt

**Compatible locksets:** Accurate, Arrow, Baldwin, Best, Corbin Russwin, Falcon (45H, 47H, 34H & 37H), Marks, Omnia, PDQ, Sargent (7800, 8200 & 9200), Yale (8800)

» ANSI/BHMA Numbers: E09391, E09392, E09393, E09331, E09332, E09333



**Operation:** Lockout function. The electric strike will not release if the deadbolt is extended. The deadbolt is retracted during traffic hours. The latchbolt is retracted by the keeper. The keeper returns to the locked position.



4-7/8" x 1-1/4"

## HM Option

**For use with:** Mortise locksets with a 1" deadbolt. Strike will not release when deadbolt is extended

**Compatible locksets:** Accurate, Arrow, Baldwin, Best, Corbin Russwin, Falcon (45H, 47H, 34H & 37H), Marks, Omnia, PDQ, Sargent (7800, 8200 & 9200), Yale (8800)

» ANSI/BHMA Numbers: E09391, E09392, E09393, E09331, E09332, E09333



4-7/8" x 1-1/4"

## HTD Option

**For use with:** Mortise locksets with a 1" deadbolt and no deadlatch or a center positioned deadlatch. Strike will not release when deadbolt is extended

**Compatible locksets:** Sargent (7700 & 8100), Schlage, Yale (8700)

» ANSI/BHMA Numbers: E09391, E09392, E09393, E09331, E09332, E09333



Continued on next page »

# 1006 Series Faceplate Options



**Operation:** Night latch function. The deadbolt is retracted during traffic hours. The latchbolt is released by the keeper and keeper returns to the locked position.



4-7/8" x 1-1/4"

## ND Option

**For use with:** Mortise locksets with a deadbolt used for night latch function only

**Compatible locksets:** Sargent (7700 & 8100), Schlage, Yale (8700)

» ANSI/BHMA Numbers: E09391, E09392, E09393, E09331, E09332, E09333



4-7/8" x 1-1/4"

## NM Option

**For use with:** Mortise locksets with a deadbolt used for night latch function only

**Compatible locksets:** Accurate, Arrow, Baldwin, Best, Corbin Russwin, Falcon (45H, 47H, 34H & 37H), Marks, Omnia, PDQ, Sargent (7800, 8200 & 9200), Yale (8800)

» ANSI/BHMA Numbers: E09391, E09392, E09393, E09331, E09332, E09333



**Operation:** Latchbolt and deadbolt are released by a single keeper. The keeper is held open to recapture the latchbolt and deadbolt, and the deadlatch is engaged when the door is closed.



4-7/8" x 1-1/4"

## T Option

**For use with:** Mortise locksets with a normally extended 1" deadbolt and center-lined deadlatch

**Compatible locksets:** Accurate, Arrow, Baldwin, Marks, Omnia, PDQ, Schlage

» ANSI/BHMA Numbers: E09391, E09392, E09393, E09331, E09332, E09333



4-7/8" x 1-1/4"

## TD Option

**For use with:** Mortise locksets with a normally extended 1" deadbolt and center-lined deadlatch

**Compatible locksets:** Sargent (7700 & 8100), Schlage, Yale (8700)

» ANSI/BHMA Numbers: E09391, E09392, E09393, E09331, E09332, E09333



The following legacy faceplate options remain available for order. Suggestions are provided below for more versatile options.

A Option replaced by **AM Option**  
 H Option replaced by **HM Option**  
 HD Option replaced by **HTD Option**  
 HT Option replaced by **HTD Option**  
 K Option replaced by **KM Option**  
 N Option replaced by **NM Option**

K-2 Option combined into **KM-2 Option**  
 A-2 Option replaced by **DB-2 Option**  
 H-2 Option replaced by **DB-2 Option**  
 N-2 Option replaced by **DB-2 Option**  
 T-2 Option replaced by **DB-2 Option**

# Every brand. Every lockset. Every time.

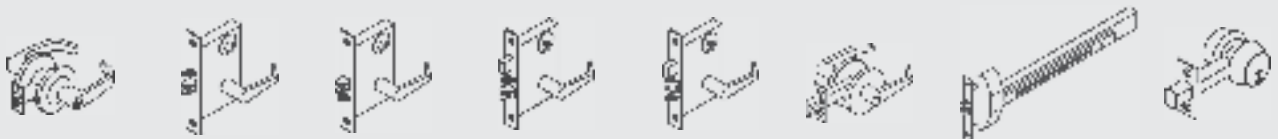


**hes**

**ASSA ABLOY**

Introducing the 1006CS Complete Smart Strike™ including 1006 strike body, SMART Pac® III, five faceplates, mounting brackets & mounting hardware.

The only strike to release & recapture **EVERY BRAND** of **EVERY LOCKSET**, cylindrical & mortise, for an ANSI 4-7/8" strike plate.

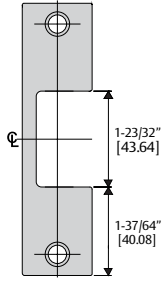


[hesinnovations.com](http://hesinnovations.com)

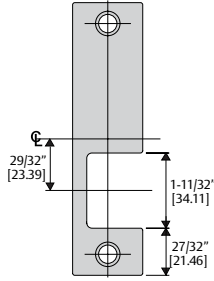
ASSA ABLOY, the global leader in door opening solutions

# 1006 Series Faceplate Dimensions

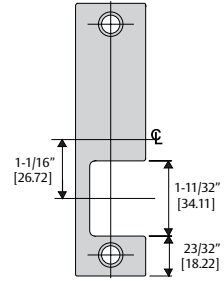
**J, E**  
Faceplate Option



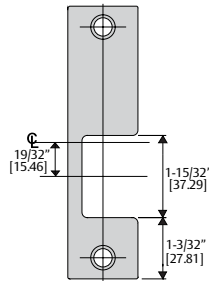
**K**  
Faceplate Option



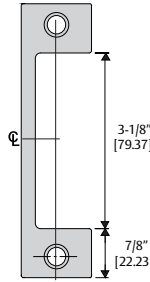
**KD**  
Faceplate Option



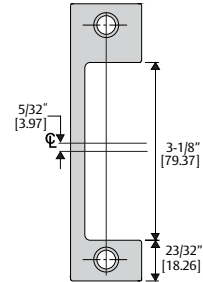
**KM**  
Faceplate Option



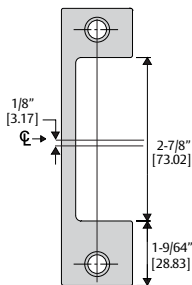
**A, H, HT, N, T**  
Faceplate Option



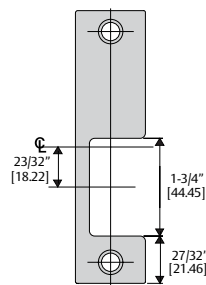
**AD, HD, ND, TD**  
Faceplate Option



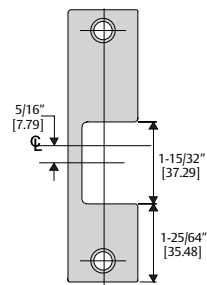
**AM, HM, NM**  
Faceplate Option



**R**  
Faceplate Option

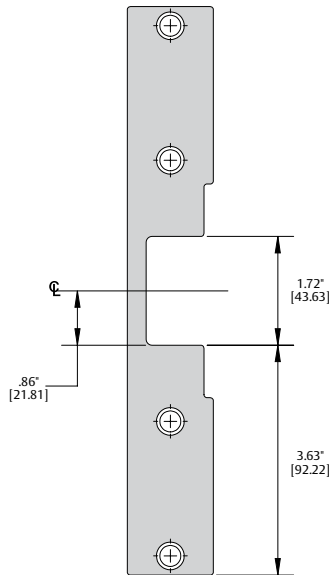


**Z**  
Faceplate Option

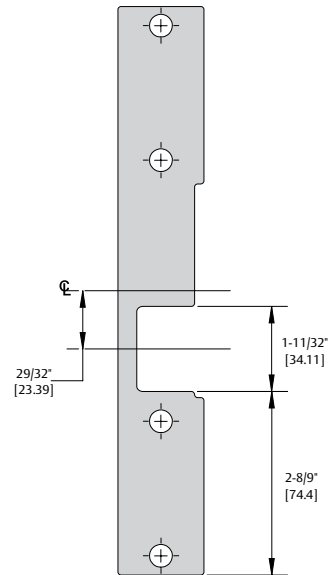


# 1006 Series Faceplate Dimensions

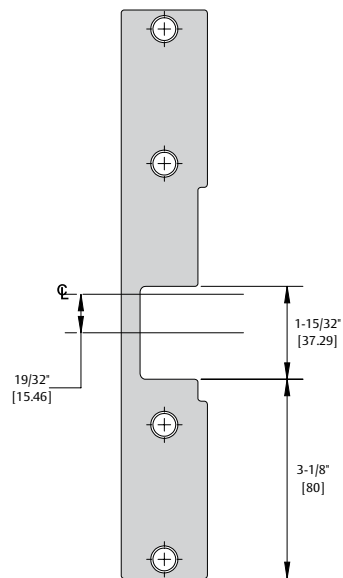
**J-2**  
Faceplate Option



**K-2**  
Faceplate Option



**KM-2**  
Faceplate Option



**N-2, T-2, A-2, H-2**  
Faceplate Option

