

ProSNS® Series

FSNS1P6QS-R Specification Sheet



ProSNS® connectors combine innovation and performance reliability.

ProSNS Universal F Male Connector: FSNS1P6QS-R

ProSNS F type connectors use a patented, removeable plastic sleeve guide designed to assist with the insertion of the cable center conductor to simplify the installation. As the cable center conductor is inserted into the back end of the connector, the removeable plastic guide is pushed forward and out from the front end of the connector. When the guide is completely pushed out from the front of the connector, it will detach and fall out. This design feature is to guide the insertion of the cable and to help identify when the cable center conductor is fully and properly inserted into the connector.

A patented internal O-ring at the base of the nut facilitates a free-spinning nut design to ease installation.



Physical Properties

- Nut and Collar: NiTin Plated Brass
- Post: Tin Plated Brass
- O-Rings: Ethylene Propylene

Electrical Properties

- Return Loss: ≥ -30 dB up to 1 GHz typical
- Insertion Loss: ≤ -0.2 dB up to 1 GHz typical
- RFI Shielding: -85 dB typical (60% bonded foil)

Mechanical Properties

- Cable Insertion Force: 20 lbs. maximum
- Cable Retention Force: 40 lbs. minimum per SCTE IPS SP-401

Environmental Properties

- Temperature Rating: -40 °F (-40 °C) to 140 °F (60 °C)
- Salt Fog: Passes 1,000 hours ANSI/SCTE 143 2007
- Moisture Migration: Passes ANSI/SCTE 60 2010


Cable Sizes

Inches	Minimum	~	Maximum	Millimeters	Minimum	~	Maximum
Center	.0399	~	.0418	Center	1.01	~	1.06
Dielectric	.180	~	.193	Dielectric	4.57	~	4.90
Outer Jacket	.290	~	.305	Outer Jacket	7.37	~	7.75

Recommended Installation Tools:



CPLCCT-SLMR



CPSNSCT-596



PSA59/6



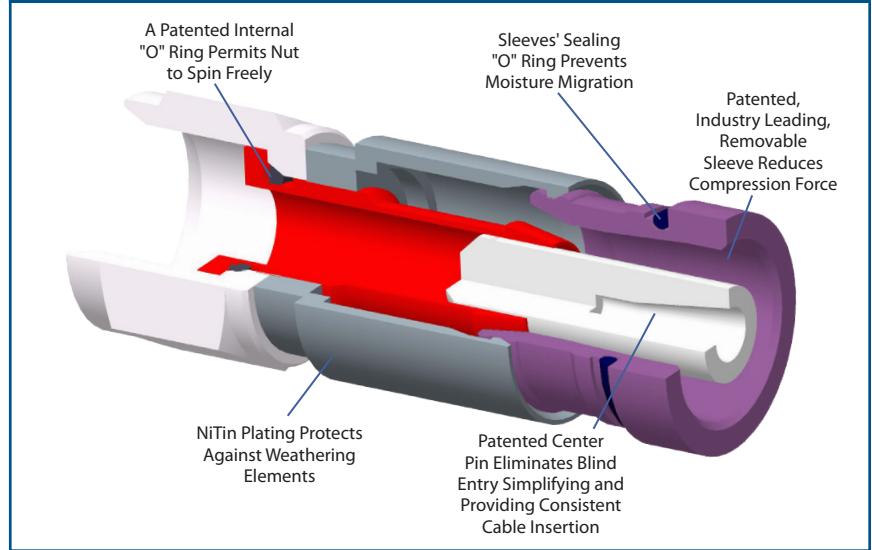
ProSNS Universal F Male Connector: FSNS1P6QS-R

Quality in Design

The ProSNS connector series combines patented technologies and traditional, easy-to-use installation techniques together to create a high-quality connector family.

These connectors are designed using a patented, removable plastic sleeve design. By positioning the center conductor into the guide pin, the connector will properly align to the dielectric insuring proper installation. Once fully inserted, the plastic guide will fall out of the connector.

Internal Depiction of a ProSNS RG6 Connector

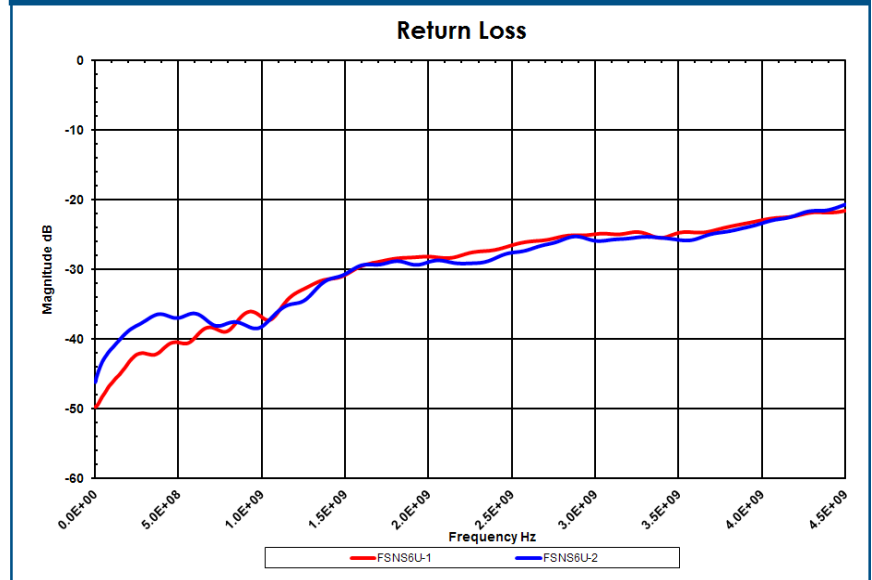


Return Loss Performance

The return loss performance should be one of the most important factors in choosing a connector. Return loss (RL) represents the quality and consistency of the signal path. Better (more negative) RL measurements are the result of better impedance stability within the signal path and, therefore, lower reflected signal loss in the path.

All PPC ProSNS connectors meet or exceed SCTE return loss standards, providing superior return loss results and a dependable, high-quality signal.

ProSNS RG6 Connector RL Performance



FSNS6U

Part Number*	Description	Impedance (Ohms)	Color Band	Recommended Tools**
FSNS1P6QS-R	"F" Male Connector for Quad-Shield RG6 Cable	75	Violet	CPLCCT-SLM or CPSNSCT-596

*RG6 ProSNS Connectors are also available in retail packaging when ordered with [Part Number]-R.

** Most industry compression tools are compatible with ProSNS Connectors