


# Keyscan® CA250

## 2-Reader Access Control Unit

### Door 1



6 Conductor shielded 18 or 22 GA  
Max Distance 500 ft



### Door 2

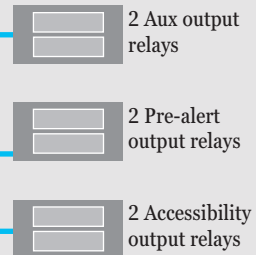


2x 16.5 VAC, 37 or 40VA  
Transformer (not supplied)


12 VDC / 7AH back up battery  
(not supplied)



8 Aux Alarm Inputs  
(N/C, single or dual  
resistor supervision)



### MULTIPLE PANELS



A CIM is required per controller when there is more than one controller on the communication bus.

2 Twisted Pairs (CAT5)  
Distance: 1st to last CIM,  
maximum CAN Bus 1 distance  
3280 ft (1000m) @ 9600 bps

Ribbon Cable

5 Conductor shielded 22GA  
Max distance 100 ft  
Direct connect RS232

NETCOM2P/6P OR  
NETCOM2P/6P & CIM

### REMOTE SITE(S)

LAN/WAN







Reverse Network  
Connection Option



Mix and match the CA250 with any  
Keyscan CA or EC access control unit

# CA250

## 2-Reader Access Control Unit

	CA150	CA250	CA4500	CA8500	EC1500	EC2500
<b>Access Control Unit</b>						
Doors/Elevator Floors Supported	1 door	2 doors	4 doors	8 doors	1 cab (40 floors)	2 cabs (16 floors)
Reader Ports	2 (in/out)	2	4	8	1	2
Multi ACU Compatibility	Yes (Ethernet)	Yes	Yes	Yes	Yes	Yes
System Status LEDs	Yes	Yes	Yes	Yes	Yes	Yes
Dual Processors	Yes	Yes	Yes	Yes	Yes	Yes
Flash Memory	Yes	Yes	Yes	Yes	Yes	Yes
Power Fail Output	NA	Yes	Yes	Yes	Yes	Yes
Floor Monitor Inputs (Supervised)	NA	NA	NA	NA	Yes	Yes
<b>Inputs</b>						
Request to Exit (RTE) Inputs (Supervised)	1	2	4	8	NA	NA
Door Contact Inputs	1	2	4	8	NA	NA
Auxiliary Inputs (Supervised)	2	8	16	16	NA	NA
I/O Input Expansion	NA	NA	64	64	NA	NA
<b>Outputs</b>						
Auxiliary Output Relays	1	2	4	8	NA	NA
Expansion Auxiliary Output Relays	NA	NA	8	8	NA	NA
I/O Outputs	NA	NA	64	64	NA	NA
Door Output Relays	1	2	4	8	NA	NA
<b>Capacity</b>						
No. of Credential-holders	45,000 (90,000*)	45,000 (90,000*)	45,000 (90,000*)	45,000 (90,000*)	45,000 (90,000*)	45,000 (90,000*)
Transaction File Buffer	6000	6000	6000	6000	6000	6000
Time Zones	256	256	256	256	256	256
Time Schedules	512	512	512	512	512	512
Group Levels	511	511	511	511	511	511
Holiday Dates	64	64	64	64	64	64
<b>Connectivity</b>						
Ethernet Ready	Equipped	Optional	Optional	Optional	Optional	Optional
PoE - Power over Ethernet (IEEE 802.3af)	Equipped	NA	NA	NA	NA	NA
Global Integration	Network/Server Dependant	Capable (requires CIM)	Capable (requires CIM)	Capable (requires CIM)	Capable (requires CIM)	Capable (requires CIM)
CMAC Reverse IP	Equipped	Optional	Optional	Optional	Optional	Optional
Serial Communication	Yes	Yes	Yes	Yes	Yes	Yes

Kaba ADS Americas  
901 Burns Street East, Whitby, Ontario, Canada  
L1N 0E6

Toll Free: 1.888.539-7226  
Tel: +1.905.430.7226  
keyscan.ca | kaba-adsamericas.com

KEY 2015-01

© Kaba (2015). Information on this sheet is intended for general use only. \*Hardware available by special order. Kaba reserves the right to alter designs and specifications without notice or obligation. Printed in Canada.