



Smart Line series
BATTERY POWERED PHOTOELECTRIC DETECTORS

SL-350 QFR

Battery-Powered Quad Beam Photoelectric Detector

iSeries powered by
wireless inovonics

SL-350 QFRi

Battery-Powered Quad Beam Photoelectric Detector with Inovonics Transmitter

No Wires
No Trenching
NO HASSLES.

350 FT. BATTERY-POWERED PHOTOBEAM



A revolution in the perimeter security industry.

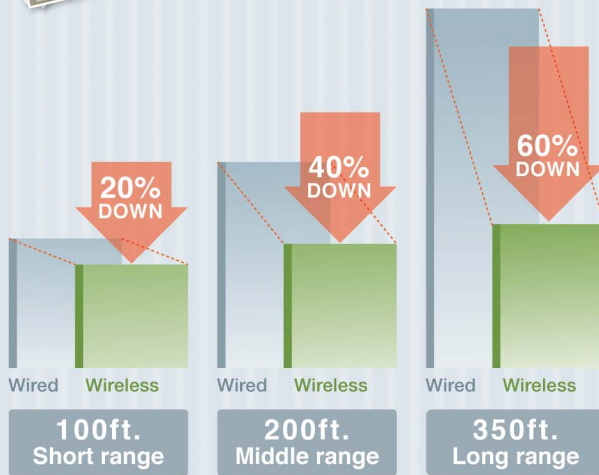
Eliminate expensive trenching and wire conduit runs and drastically reduce labor time associated with typical perimeter security systems by adding the SL-350QFR or SL-350QFRi to your next job.

Optex is proud to now offer a 350 ft., battery-powered photoelectric detector requiring no trenching or wiring to our industry leading outdoor wireless intrusion line.

Advantage of a battery powered, wireless system



COST REDUCTION



- 1 Low installation costs
- 2 Quick & easy installation
- 3 Flexible location
- 4 Long battery life
- 5 Free from power surges



SAVE TIME

Wired	Wireless
<p>1 Trench</p>	<p>1 Install</p>
<p>2 Install</p>	<p>2 Adjust</p>
<p>3 Adjust</p>	<p>1/10 of Time</p> <p>Next Job Site!</p>

Various mounting patterns

*Please see back page for more information on these optional accessories.



Wall



Pole (SINGLE)



Pole (SINGLE)



Pole (DOUBLE)



Beam Tower

The new SL-350QFR and SL-350QFRi are compatible with the AX-TW200 line of beam towers for a clean, concealed, wireless mounting option. The detectors can also be double-stacked for added security. When a site plan is provided, Optex will custom build the towers and pre-install the beams in them based on the job site specifications, all at no charge.



LONG BATTERY LIFE

Approx. 4 years. Max. 10 years

Transmitter 420µA Receiver 325µA

When using LSH(3.6V, 13Ah) batteries manufactured by SAFT.



	Transmitter	Receiver
 2 pcs *included	4 years	5 years
 4 pcs *optional	8 years	10 years

Adaptability to wireless system

The SL-QFR beams are designed to be used as easily deployable detection and adaptable to any control system currently installed.



Sniper viewfinder and Automatic Beam Alignment Unit

False and missed alarms caused by fog and other factors can be reduced if optimal alignment is achieved initially. The SL-350QFR's new Sniper Viewfinder telescope lens allows a high level of visibility and magnification for optical alignment work. Even at maximum installation distance, the new Sniper Viewfinder increases the probability of optimal alignment. In addition, the optional BCU-4 Automatic Beam Alignment Tool allows one installer to align the beams at maximum installation distance and also achieve perfect alignment. This allows for a substantial cost savings by reducing labor and all but eliminates false alarms caused by misalignment.



Conventional



Sniper viewfinder



BAU-4

IP65 Weather protection



The SL-QFR beams are protected from interruption caused by insects, dirt, sand or humidity.

iSeries
wireless
powered by
inovonics®

The iSeries SL-350QFRi is shipped with Inovonics EN1941 wireless transmitters pre-installed, allowing even more time saved while on the job site. The EN1941 monitors the DQ circuit, tamper and primary alarm, while an included BCU-4 module monitors for low battery.



Basic performance

- 99% Beam blocking stability
- 4 selectable beam frequencies
- Beam interruption adjustment function
- Triple tamper function
- D.Q.circuit (environmental disqualification)
- High grade aspherical lens
- Form C(N.C./N.O.) output
- Battery saving function
- Intermittent output function

SPECIFICATIONS

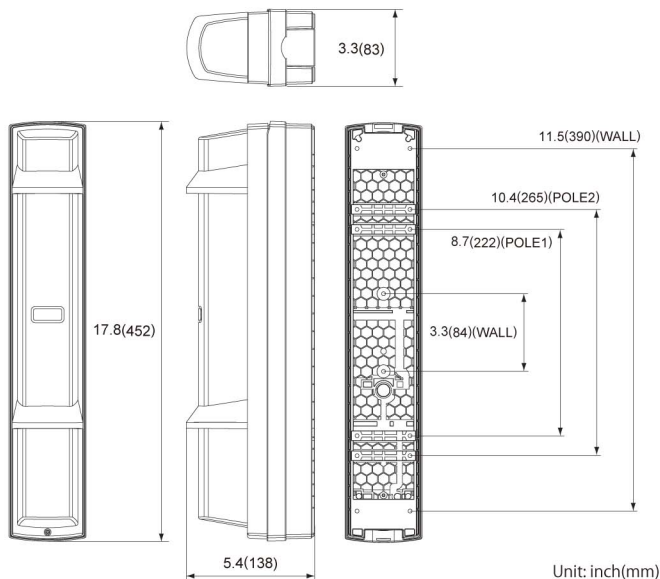
Model	SL-350QFR	SL-350QFRI
Maximum detection range	100 m/350 ft.	
Maximum arrival distance	1000 m/3500 ft.	
Detection method	Quad infrared beam interruption detection	
Selectable beam frequency	4 channels	
Interruption time	Variable between 50/100/250/500 ms (4 steps)	
Wireless Transmitter	Not Included	Inovonics EN1941 Installed
Power source	Recomend: 3.6 V, 13.0Ah LSH20 lithium batteries manufactured by SAFT Operating range: 3.2 V - 4.0 V lithium batteries Transmitter: 2 or 4 units, Receiver: 2 or 4 units	
Current draw	745µA Transmitter: 420 µA + Receiver: 325 µA (at 77°C, 3.6 VDC)	
Battery life **	Transmitter: Approx. 4 years Receiver: Approx. 5 years	
Output	Alarm output	From C-Solid State Switch: 3.6 VDC, 0.01 A
	Alarm period	2 sec (±1) (Nominal)
	D.Q output	From C-Solid State Switch: 3.6 VDC, 0.01 A
	Low battery	(Receiver only)
	output	N.C. (mechanical switch): 3.6 VDC, 0.01 A (Transmitter and Receiver)
Indicator	Alarm indicator (Receiver)	Alarm: ON Light receiving: OFF
	Level indicator (Receiver)	Not Light receiving: OFF Light receiving: Flickering or OFF
	Power indicator (Transmitter)	Power ON: ON Power OFF: OFF
	Low battery indicator	Voltage reduction: Flickering
Operating temperature	-40°F - 140°F (-20°C - +60°C)	
Operating humidity	95 % (max.)	
Alignment angle	±90° Horizontal, ±10° Vertical	
Dimension	H x W x D inch(mm): 17.9 (452) x 3.3 (83) x 5.4 (138)	
Weight	7lb. 4oz. (Total weight of Transmitter + Receiver, excluding accessories)	

Specifications and design are subject to change without prior notice.

* The value is based on the condition that it is used within the ambient temperature range of 20 to 25°C. (LSH-20 x2 pcs)

** Using batteries other than those recommended may shorten the battery life.

DIMENSIONS



BATTERY POWERED PHOTOELECTRIC DETECTORS

Smart Line series SL-350 QFR/SL-350 QFRI

OPTIONS

Anti Bird Cap ABC-4

Prevent birds and small animals from the detector to reduce the false alarm. Prevent streaming rain and snow from the front of the detector to keep the sensitivity.



Back Cover BC-4

Conceal the back side of pole mounted detector.



Pole Side Cover PSC-4

Conceal the gap of pole mounted detectors back to back.



Patent pending

Beam Alignment Unit BAU-4

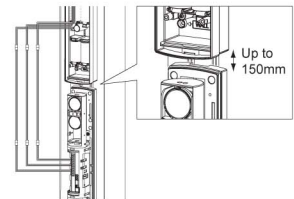
Adjust optical axis automatically. (receiver only)



Patent pending

Extension Cable with Connector EC-4

Extend cables to the back box and the main unit when installing in the beam tower.



Cable length: 19.7 inch (500 mm)



OPTEX CO., LTD. (ISO 9001 Certified / ISO14001 Certified)

5-8-12 Ogoto, Otsu, Shiga, 520-0101 Japan
TEL +81(0)77 579 8670 FAX +81(0)77 579 8190

<http://www.optex.co.jp/el>

OPTEX, INC. (USA)

13661 Benson Ave, Chino CA 91710
TEL 800-966-7839 FAX 909-628-5560

<http://www.optexamerica.com/>
www.facebook.com/optexamerica

OPTEX (EUROPE) LTD. (UK)

<http://www.optex-europe.com/>
(ISO9001 Certified)

OPTEX SECURITY SAS (FRANCE)

<http://www.optex-security.com/>

OPTEX KOREA CO., LTD. (KOREA)

<http://www.optexkorea.com/>

OPTEX SECURITY Sp. z o.o. (POLAND)

<http://www.optex.com.pl/>

OPTEX (DONGGUAN) CO., LTD.

<http://www.optexchina.com/>

SHANGHAI OFFICE (CHINA)

No. 75116-01-15747-1107