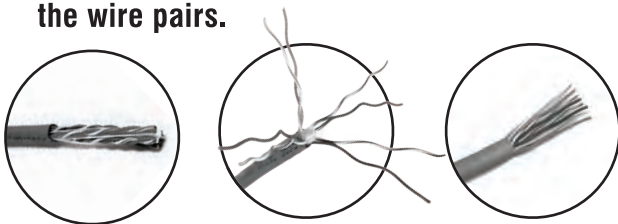


FASTPLUG RJ45

RATCHET MODULAR CRIMP TOOL


INSTRUCTIONS

- Using the built-in cable stripper, remove at least 3cm of the cable jacket; then untwist the wire pairs.




- Position wires to T568A or T568B configuration.

CONFIG.	1	2	3	4	5	6	7	8
T568A	W/G	G	W/O	BL	W/BL	O	W/BR	BR
T568B	W/O	O	W/G	BL	W/BL	G	W/BR	BR



Once arranged, level and trim wires 2mm

- Insert the wires through FastPlug in the correct order.



- Insert plug completely into Ratchet Crimp Tool.



- Squeezing the ratchet to terminate FastPlug.



FAST CRIMP!

All wires are contacted simultaneously and the excess cable ends are cut off in one action!

