


NO EXCUSES!



MR1 MR2



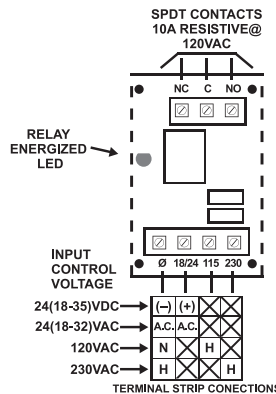
MR-100 & MR-200 Series Relays

The MR Series Multi-voltage Control Relays offer SPDT or DPDT 10 Amp resistive contacts which may be operated by one of four input control voltages. A single relay may be energized from a voltage source of 24VDC, 24VAC, 120VAC or 230VAC by wiring to appropriate input terminals.

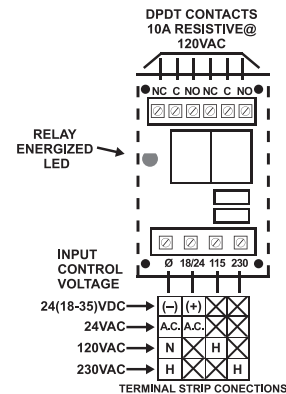
Standard Features:

- Relays may be energized from a voltage source of 18 to 35VDC or VAC, 120VAC or 230VAC
- Each relay position contains a red LED, which illuminates when the coil is energized.
- Single, dual or triple relay modules may be “snapped apart” from standard 4-position master
- DC input is polarized
- Continuous duty use
- Available in dust resistant enclosures with LED viewing port
- /C versions mounted in enclosures
- /C/R versions with red covers for NYC and other uses
- /T versions come complete with track mounting hardware which facilitates installation in standard cabinets
- UL recognized relays rated at 10,000,000 mechanical operations
- UL listed as Control Unit Accessory

Each relay position contains a red LED which indicates the relay coil is energized. Relays may be “snapped apart” from a standard 4 module assembly and used independently. These devices are ideal for applications where local contacts are required for system status, remote contacts for control of electrical loads and general purpose switching. They are suitable for use with HVAC, temperature control, fire alarm, security, energy management and lighting control systems.



MR-101
(MR-104)



MR-201
(MR-204)



ISO 9001
REGISTERED
COMPANY



Space Age Electronics, inc.
www.1SAE.com
800.486.1723 Toll Free
508.485.0966 Local
508.485.4740 Fax



Made In U.S.A.

RU® - Uses UL Recognized Components

PRODUCT SPECIFICATIONS

MODEL NUMBER:	MODULE POSITIONS	CONTACT CONFIGURATION PER POSITION	TRACK MOUNTED H X W X D	ENCLOSURE MOUNTED H X W X D	COVER MATERIAL	UL* FILE S3403	MEA FILE 73-92-E	CSFM FILE 7300-1004
SSU-MR-101/T	1	SPDT	3.25" (82mm) 2.125" (54mm) 1.50" (38mm)			UOXX2		:106
SSU-MR-101/C	1	SPDT		5.125" (130mm) 3.125" (79mm) 2.50" (63mm)	Grey ABS-94VO Plastic	UOXX UOXX2	Vol. 14	:101
SSU-MR-101/C/R	1	SPDT			Red ABS-94VO Plastic	UOXX7	Vol. 22	
SSU-MR-104/T	4	SPDT	3.25" (82mm) 8.50" (215mm) 1.50" (38mm)			UOXX2		:106
SSU-MR-104/C	4	SPDT		5.125" (130mm) 9.50" (241mm) 2.50" (63mm)	Plated 18ga CRS	UOXX UOXX2	Vol. 14	:101
SSU-MR-104/C/R	4	SPDT			Red 18ga CRS	UOXX7		
SSU-MR-201/T	1	DPDT	3.25" (82mm) 2.125" (54mm) 1.50" (38mm)			UOXX2		:106
SSU-MR-201/C	1	DPDT		5.125" (130mm) 3.125" (79mm) 2.50" (63mm)	Grey ABS-94VO Plastic	UOXX UOXX2	Vol. 16	:101
SSU-MR-201/C/R	1	DPDT			Red ABS-94VO Plastic	UOXX7	Vol. 22	
SSU-MR-204/T	4	DPDT	3.25" (82mm) 8.5" (215mm) 1.50" (38mm)			UOXX2		:106
SSU-MR-204/C	4	DPDT		5.125" (130mm) 9.50" (241mm) 2.50" (63mm)	Plated 18ga CRS	UOXX UOXX2	Vol. 16	:101
SSU-MR-204/C/R	4	DPDT			Red 18ga CRS	UOXX7		

COIL VOLTAGE: MR-100: 24(18-35)VDC, 24(18-35)VAC, 120VAC, 230VAC
 MR-200: 24(18-35)VDC, 24VAC, 120VAC, 230VAC
 (Pull in voltage: 75% of nominal max. @ 25°C; Drop out voltage: 25% of nominal min. @ 25°C)

POLARIZED: DC input only

ENERGIZED LED INDICATOR: One per module position

CURRENT REQUIREMENT: Per module position: MR-100 Series = 18mA / MR-200 Series = 40mA

CONTACT RATINGS: 7A @ 28VDC / 10A (NO:1/6HP, NC:1/8HP) @ 120VAC / 7A @ 230VAC

CONTACT CONSTRUCTION: Dry Form "C"

ENVIRONMENTAL: 32°F to 120°F (0°C to 49°C) @ 85% RH (@ 32°F), Non-condensing, Non-freezing

WIRING: Solid or stranded; #12 to #22 AWG terminals

/T VERSIONS: 3.5" wide, low profile plastic snap track provided with mounting screws

/C VERSIONS: Backbox: 18ga CRS, plated with 1/2" conduit knockouts top and bottom

*UOXX=Control Unit Accessories, System; 2=Component; 7=Certified for Canada



Space Age Electronics, inc.
 www.ISAE.com
 800.486.1723 Toll Free
 508.485.0966 Local
 508.485.4740 Fax

No Excuses, Just Solutions!

This document is subject to change without notice, see doc # ED0479 for legal disclaimer

ED0313

LT10278

Rev.B

2/2