

NO EXCUSES!



PAM

Multi-Voltage Relay Modules

The **SSU-PAM-1** Relay provides 10.0 Amp Form C contacts. The relay may be energized by one of three (3) input voltages: 24VDC, 24VAC, or 120VAC. The DC input voltages are polarity sensitive and diode protected. A red LED is provided which, when illuminated, indicates the relay coil is energized.
SAE PN# SSU-PAM-1

The PAM Series Relays are encapsulated multi-voltage devices with “flying” leads that offer versatile, reliable performance in a convenient package. Several of the versions provide a red LED which, when illuminated, indicates coil energization. The PAM Series Relays are packaged with a self-tapping screw and a piece of double sided tape for easy installation almost anywhere. The relays are also packaged with wire-nuts to aid installation.



PAM Relays are ideal for applications where remote relays are required for control or status feedback. They are suitable for use with HVAC, temperature control, fire alarm, security, energy management, lighting control systems and building automation systems.

The **SSU-PAM-2** Relay provides 7.0 Amp Form C contacts. The relay may be energized by one of two (2) input voltages: 12VDC or 24VDC. The input voltages are polarity sensitive and diode protected. A red LED is provided which, when illuminated, indicates the relay coil is energized.
SAE PN# SSU-PAM-2



The **SSU-PAM-4** Relay provides 10.0 Amp Form C contacts. The relay may be energized across a wide voltage range

from 9VDC to 40VDC. The 15mA operating current is constant across the operating range. The input DC voltages are polarity sensitive and diode protected.
SAE PN# SSU-PAM-4



The **SSU-PAM-SD** Relay provides 7.0 Amp Form C contacts. The relay may be energized by an input voltage between 18VDC to 32VDC, making it ideal for

24VDC NAC circuits. The input voltages are polarity sensitive and diode protected. The PAM-SD provides an additional set of wires for redundant input voltage (Class “A” circuit supervision pass through).
SAE PN# SSU-PAM-SD



Made In U.S.A.

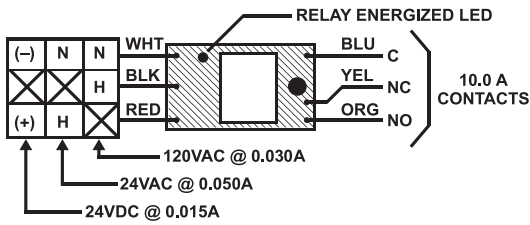
RU® - Uses UL Recognized Components

ISO 9001 REGISTERED COMPANY

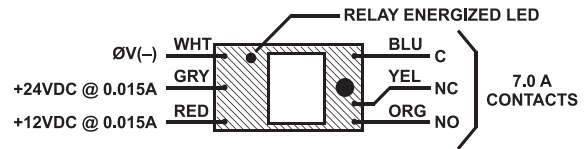


Space Age Electronics, inc.
www.1SAE.com
800.486.1723 Toll Free
508.485.0966 Local
508.485.4740 Fax

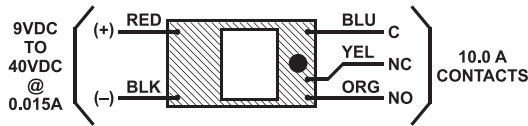
Wiring:



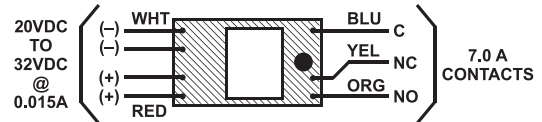
PAM-1



PAM-2



PAM-4



PAM-SD

PRODUCT SPECIFICATIONS

MODEL NUMBER:	PAM-1	PAM-2	PAM-4	PAM-SD
COIL VOLTAGE:	24VAC/24VDC/120VAC	12VDC/24VDC	9 to 40VDC	20 to 32VDC
POLARIZED:	Yes	Yes	Yes	Yes
ENERGIZED LED INDICATOR:	Yes	Yes	No	No
CURRENT REQUIREMENT:				
@12VDC		15mA	15mA	
@24VDC	15mA	15mA	15mA	15mA
@24VAC	50mA			
@120VAC	30mA			
CONTACT CONFIGURATION:	(1) SPDT dry form "C"	(1) SPDT dry form "C"	(1) SPDT dry form "C"	(1) SPDT dry form "C"
CONTACT RATINGS:				
(contact rating/ Power Factor)				
µA: micro amps @5VDC	250µA / .35 PF	250µA / .35 PF	250µA	250µA / .35 PF
@24VDC	7A / .35 PF	7A / .35 PF	7A	7A / .35 PF
@120VAC	10A	7A / .35 PF	10A	7A / .35 PF
WIRE LEADS:	6 "flying" leads 12" / 18 AWG Wire-nuts provided	6 "flying" leads 12" / 18 AWG Wire-nuts provided	5 "flying" leads 12" / 18 AWG Wire-nuts provided	7 "flying" leads 12" / 18 AWG Wire-nuts provided
AMBIENT TEMPERATURE:	32°F to 120°F (@ 100% RH, condensing) (0°C to 49°C)	32°F to 120°F (0°C to 49°C)	32°F to 120°F (0°C to 49°C)	32°F to 120°F (0°C to 49°C)
CONSTRUCTION:	100% potted (sealed) with "flying" leads			
MOUNTING:	Pre-drilled mounting screw hole and self tapping screw provided. Double sided tape provided.			
DIMENSIONS:				
H	1.50" (38mm)	1.50" (38mm)	1.50" (38mm)	1.50" (38mm)
W	1.20" (25mm)	1.00" (25mm)	1.00" (25mm)	1.00" (25mm)
D	0.90" (20mm)	0.90" (23mm)	0.90" (23mm)	0.80" (20mm)
LISTINGS AND APPROVALS:				
UL*:	U0XX/7.S3403	U0XX/7.S3403	U0XX/7.S3403	U0XX/7.S3403
MEA:	73-92-E Vol. 21	73-92-E Vol. 21	73-92-E Vol. 21	73-92-E Vol. 21
CSFM:	7300-1004:101	7300-1004:101	7300-1004:101	7300-1004:101

*U0XX=Control Unit Accessories, System; /7=also Certified for Canada



Space Age Electronics, inc.
www.ISAE.com
800.486.1723 Toll Free
508.485.0966 Local
508.485.4740 Fax

No Excuses, Just Solutions!

This document is subject to change without notice, see doc # ED0479 for legal disclaimer