

Curtain/Barrier Sensors

E-9611-2B25 2 Beams, 11" Long, Black Case

E-9611-2W25 2 Beams, 11" Long, White Case

E-9622-4B25 4 Beams, 22" Long, Black Case

E-9622-4W25 4 Beams, 22" Long, White Case

E-9644-6B25 6 Beams, 44" Long, Black Case

E-9644-6W25 6 Beams, 44" Long, White Case

E-9660-8B25 8 Beams, 60" Long, Black Case


E-9680-10B25 10 Beams, 80" Long, White Case

Range: 50' Indoors
25' Outdoors

5 sizes available:
11' for narrow spaces,
up to 80" for large spaces

Features:

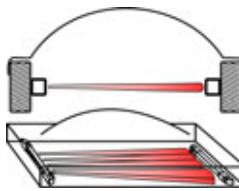
- ▶ Install in windows, doorways, skylights, fence tops, any place where space is limited.
- ▶ Triggers on breaking of any single or 2 adjacent beams (programmable).
- ▶ Rugged aluminum construction.
- ▶ Weatherproof IP65 construction.
- ▶ Anti-tamper circuit triggers alarm if power is cut or end cap is removed.
- ▶ No synchronizing wires required.
- ▶ N.O./N.C. relay output, 1A @12-24VDC.
- ▶ LED alignment indicator.
- ▶ L-brackets and mounting hardware included.
- ▶ *Multi-Frequency: Reduces interference and eliminates crosstalk when multiple units are used in close proximity to one another.*



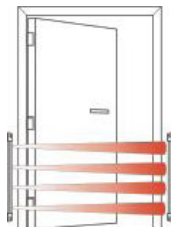
E-9611-2B25

E-9680-10B25

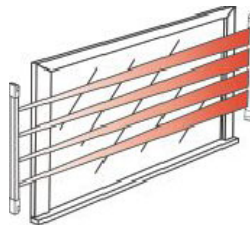
Typical Applications:



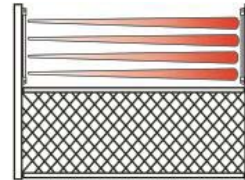
Skylights



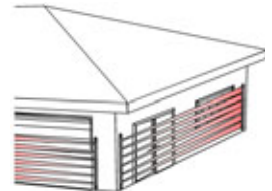
Doorways



Windows
(Interior/Exterior)



Fencetops



Garages, Gates, Walls

Photos not to scale

Copyright ©2009 SECO-LARM U.S.A., Inc. All rights Reserved.

The SECO-LARM policy is one of continual development. For that reason SECO-LARM reserves the right to change prices and specifications without notice. SECO-LARM is not responsible for misprints.

SECO-LARM[®]

16842 Millikan Avenue, Irvine CA 92606

Tel: 1-800-662-0800 (Domestic U.S. & Canada)

Tel: 1-949-261-2999 (California and International)

Email: info@seco-larm.com

Fax: 1-949-261-7326

Website: www.seco-larm.com

