

Horns



HNWC - Ceiling Mounted / HNR - Wall Mounted

Overview

The ceiling mounted (HNWC) and wall mounted (HNR) horns are designed to exceed your expectations and offer the most polished, feature rich and cost effective solution.

Both the (HNWC) and the (HNR) are compatible with the Cooper UL Listed range of intelligent addressable fire systems.

Architects and engineers can now specify the industries sleekest looking fire notification appliance, while being afforded all the features and benefits that provide the industry's lowest total cost of ownership.

The combination of 12V dc and 24V dc in one unit provides the capability to use a single unit for different installation requirements

These units use a universal, common mounting base making them ideal for retrofit jobs, limited space environments and pre-existing wire configurations.

They come complete with a contact cover for protection against dirt, dust, paint and damage to the contacts. This contact cover also acts as a shunting device to allow pre-wire testing for common wiring issues.

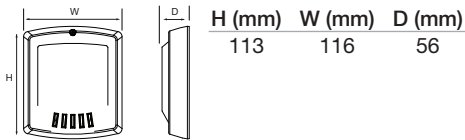
Features

- Wall or ceiling mounting options
- 12V dc and 24V dc in one unit
- Common mounting base
- Contact cover
- Up to 9 models in 1 unit (3 audible settings)

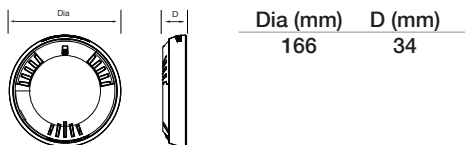
Benefits

- Quick and simple to install
- Up to 48% savings in current draw (over similar products)
- 5 mounting options
- Voltage test points for quick troubleshooting and easy spot checking
- Contact cover provides protection from dirt, dust, paint and accidental damage, it also allows for pre-wire testing and troubleshooting

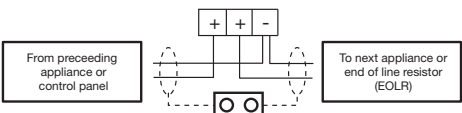
Dimensions - Wall Mount



Dimensions - Ceiling Mount



Standard Connection



WARNING:
Do NOT use high voltage testers if ANY equipment is connected to the system.

Screen (Earth) must be continuous along entire length of cable

Wiring method shall be in accordance with CSA C22.1, Canadian Electrical Code, Part 1, Safety Standard for Electrical Installations, Section 32.

-
1. All strobe appliances have in-out wiring terminals that accept two #12 to #18 American Wire Gauge (AWG) wires at each screw terminal. Strip leads 3/8 inches and connect to screw terminals.
 2. Break all in-out wire runs on supervised circuits to ensure integrity of circuit supervision. The polarity shown in the wiring diagrams is for the operation of the appliances. The polarity is reversed by the control panel during supervision.

Horns, Strobes and Horn Strobes

All strobe models are UL dual listed - meeting both UL1638 and UL1971 requirements. As dual listed appliances, these weatherproof strobes are listed for outdoor applications under UL 1638 as well as under UL 1971, the Standard for Safety Signaling Devices for Hearing Impaired. With an extended temperature range of -31°F to 150°F (-40°C to 66°C), the weatherproof appliances meet or exceed UL outdoor test requirements for rain, humidity and corrosion resistance while providing multiple strobe intensity options, including the highest strobe ratings available for area coverage per NFPA 72 strobe spacing tables (up to 185 candela for wall mounting and 177 candela for ceiling mounting).

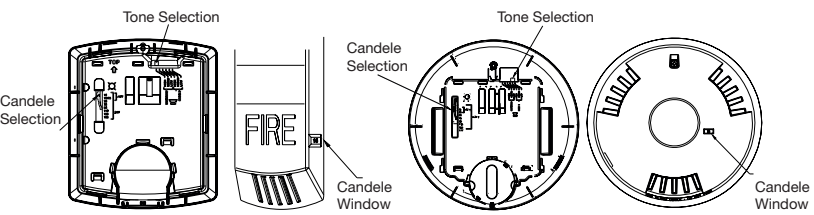
Technical Specification

Code	HNR	HNWC
Description	Horn, Wall Mounted	Horn, Ceiling Mounted
Standards	UL Standard 1971 & UL Standard 464	UL Standard 1971 & UL Standard 464
Operation		
12V dc/24V dc	90/95/99 dBA	90/95/99 dBA
Environmental		
Operating Temperature	0°C to 49°C	0°C to 49°C
Humidity (Non Condensing)	0 to 93 %RH	0 to 93 %R
Compatibility		
Suitable for use with	Cooper UL Fire Systems	Cooper UL Fire Systems

Horn Ratings per UL Anechoic

Mode	Regulated Voltage Range	99dB	95dB	90dB
HN	16V dc to 33.0V dc	0.064	0.044	0.022
HNC	16V dc to 33.0V dc	0.084	0.044	0.022
HN	8.0V dc to 17.5V dc	0.047	0.026	0.017
HNC	8.0V dc to 17.5V dc	0.047	0.026	0.017

Horn Unit Details



Product Codes

Code	Description
HNR	Horn, Wall Mount
HNWC	Horn, Ceiling Mount